

CLINICAL STUDY PROTOCOL

IND Number: 79,214

A Phase 4 Multicenter, Multinational, Prospective, Randomized,
Placebo-Controlled, Double-Blinded Parallel Group Study to Assess Efficacy of
Eluxadoline in the Treatment of Irritable Bowel Syndrome with Diarrhea
(IBS-D) in Patients Who Report Inadequate Control of IBS-D Symptoms with
Prior Loperamide Use (RELIEF)

PROTOCOL NUMBER: CMO-US-GI-0429

Sponsor:	Allergan Harborside Financial Center Plaza 5, Suite 1900 Jersey City, NJ 07311, USA 1-714-246-4500 1-800-347-4500
Sponsor Contact:	Catherine Gutman, PhD Director, GI Medical Affairs Harborside Financial Center Plaza 5, Suite 1900 Jersey City, NJ 07311, USA Telephone: 201-427-8667
Project Manager:	Susan Espolong-Kanda Project Manager, Medical Affairs 2525 Dupont Drive Irvine, CA 92612, USA Esther Jo, MPH Manager, Medical Affairs 2525 Dupont Drive Irvine, CA 92612, USA
Medical Safety Physician:	Darren Weissman, MD Sr. Director, Medical Safety Physician Harborside Financial Center Plaza 5, Suite 1900 Jersey City, NJ 07311, USA
Version of Protocol:	1.0 (FINAL)
Date of Protocol:	12 August 2016

CONFIDENTIAL

All financial and nonfinancial support for this study will be provided by Allergan. The concepts and information contained in this document or generated during the study are considered proprietary and may not be disclosed in whole or in part without the expressed, written consent of Allergan.

The study will be conducted according to the International Council for Harmonisation harmonised tripartite guideline E6(R1): Good Clinical Practice.

The following information can be found on US Food and Drug Administration Form 1572 and/or study contacts page: Name and contact information of Allergan study personnel and Emergency Telephone Numbers; name, address, and statement of qualifications of each investigator; name of each subinvestigator working under the supervision of the investigator; name and address of the research facilities to be used; name and address of each reviewing Institutional Review Board; US Title 21 Code of Federal Regulations 312.23 section 6(iii)b.

Protocol Approval – Sponsor Signatory

Study Title A Phase 4 Multicenter, Multinational, Prospective, Randomized, Placebo-Controlled, Double-Blinded Parallel Group Study to Assess Efficacy of Eluxadoline in the Treatment of Irritable Bowel Syndrome with Diarrhea (IBS-D) in Patients Who Report Inadequate Control of IBS-D Symptoms with Prior Loperamide Use (RELIEF)

Protocol Number CMO-US-GI-0429


Protocol Date 12 August 2016

Protocol accepted and approved by:

Catherine Gutman, PhD

Director, GI Medical Affairs
Allergan
Harborside Financial Center
Plaza 5, Suite 1900
Jersey City, NJ 07311
USA

Signature



Date

29-Aug-2016

Allergan
CMO-US-GI-0429

Eluxadoline
12 Aug 2016

Protocol Approval – Principal/Coordinating Investigator

Study Title A Phase 4 Multicenter, Multinational, Prospective, Randomized, Placebo-Controlled, Double-Blinded Parallel Group Study to Assess Efficacy of Eluxadoline in the Treatment of Irritable Bowel Syndrome with Diarrhea (IBS-D) in Patients Who Report Inadequate Control of IBS-D Symptoms with Prior Loperamide Use (RELIEF)

Protocol Number CMO-US-GI-0429

Protocol Date 12 August 2016

Protocol accepted and approved by:

Principal/Coordinating Investigator

Darren Brenner, MD
675 N. Saint Clair Ave
Suite 17-250
Chicago, IL 60611
USA



Signature

8/29/16

Date

Declaration of Investigator

I have read and understood all sections of the protocol entitled “A Phase 4 Multicenter, Multinational, Prospective, Randomized, Placebo-Controlled, Double-Blinded Parallel Group Study to Assess Efficacy of Eluxadoline in the Treatment of Irritable Bowel Syndrome with Diarrhea (IBS-D) in Patients Who Report Inadequate Control of IBS-D Symptoms with Prior Loperamide Use (RELIEF)” and the accompanying eluxadoline Investigator’s Brochure (see Investigator’s Brochure signature page for version number and date).

I agree to supervise all aspects of the protocol and to conduct the clinical investigation in accordance with the Final Protocol Version 1.0, dated 12 August 2016, the International Council for Harmonisation (ICH) harmonised tripartite guideline E6(R1): Good Clinical Practice (GCP), and all applicable government regulations. I will not make changes to the protocol before consulting with Allergan or implement protocol changes without Independent Ethics Committee (IEC) approval except to eliminate an immediate risk to patients. I agree to administer study treatment only to patients under my personal supervision or the supervision of a subinvestigator.

I will not supply the investigational drug to any person not authorized to receive it. Confidentiality will be protected. Patient identity will not be disclosed to third parties or appear in any study reports or publications.

I will not disclose information regarding this clinical investigation or publish results of the investigation without authorization from Allergan.

Signature of Principal Investigator

Date

Printed Name of Principal Investigator

Table of Contents

Table of Contents	6
List of Tables.....	10
List of Figures	10
Protocol Synopsis.....	11
List of Abbreviations.....	17
1 Introduction	19
2 Study Objectives.....	22
3 Investigational Plan	23
3.1 Study Design	23
3.1.1 Rationale of Study Design	25
4 Patient Selection and Withdrawal Criteria	27
4.1 Selection of Study Population.....	27
4.1.1 Inclusion Criteria	27
4.1.2 Exclusion Criteria	29
4.2 Duration of Study.....	32
4.2.1 Withdrawal of Patients from the Study.....	33
4.2.2 Handling of Withdrawals	34
4.2.3 Replacements	34
5 Study Treatments.....	35
5.1 Method of Assigning Patients to Treatment Groups.....	35
5.2 Treatments Administered	35
5.3 Identity of Study Drug	36
5.4 Management of Clinical Supplies.....	36
5.4.1 Study Drug Packaging and Storage	36
5.4.2 Test Article Accountability	37
5.4.3 Other Supplies.....	37
5.5 Overdose Management	37
5.5.1 Treatment of Overdose	37
5.5.2 Medication Errors	38

5.5.3	Treatment of Medication Errors.....	38
5.6	Blinding.....	38
5.6.1	Breaking the Blind.....	38
5.7	Treatment Compliance.....	39
5.8	Prior and Concomitant Therapy.....	39
5.9	Acute Loperamide Rescue Medication for Uncontrolled Diarrhea	40
6	Study Assessments and Procedures.....	41
6.1	Study Procedures	41
6.1.1	Screening and Pretreatment Period.....	41
6.1.1.1	Screening Visit (Week -4).....	41
6.1.1.2	Pretreatment Visit (Week -3)	42
6.1.2	Double-Blind Treatment Phase.....	43
6.1.2.1	Baseline Visit (Day 1).....	43
6.1.2.2	Double-Blind Treatment Period.....	43
6.1.2.3	End-of-Treatment/Early Withdrawal Visit.....	44
6.1.3	Posttreatment Visit.....	45
6.2	Efficacy Assessments.....	45
6.2.1	Daily IBS Symptoms	45
6.2.2	Use of Loperamide Rescue Medication.....	46
6.2.3	Degree of Relief of IBS Symptoms	47
6.2.4	Treatment Satisfaction	47
6.2.5	IBS Adequate Relief (IBS-AR).....	48
6.2.6	EuroQoL-5 Dimension (EQ-5D) Health Questionnaire	48
6.2.7	Work Productivity and Activity Impairment Questionnaire: IBS-D (WPAI: IBS-D)	48
6.2.8	Hospital Anxiety and Depression Scale (HADS)	48
6.2.9	Healthy Days Core Module (CDC HRQOL-4)	49
6.3	Safety and Tolerability Assessments.....	49
6.3.1	Adverse Events	49
6.3.1.1	Definitions of Adverse Events	49
6.3.1.2	Serious Adverse Event:.....	50
6.3.1.3	Reporting Adverse Events	51
6.3.1.4	Reporting Serious Adverse Events	51
6.3.1.5	Assessment of Severity.....	52

6.3.1.6	Assessment of Causality	52
6.3.2	Investigator Required Contact to Patient	53
6.3.2.1	Investigator Required Contact to Patient for Diary-Confirmed Constipation	53
6.3.2.2	Investigator Required Contact to Patient for Frequent Use of Loperamide Rescue Medication	53
6.3.3	Diary-Confirmed Constipation	54
6.3.4	Physical Examinations	54
6.3.5	Vital Signs Measurements	54
6.4	Safety Monitoring Committee	54
6.5	Pregnancy	55
6.6	Laboratory Analyses	55
6.7	Sample Collections	56
7	Statistical and Analytical Plan	57
7.1	Primary Efficacy Endpoints	57
7.2	Secondary Efficacy Endpoints	57
7.3	Additional Endpoints	58
7.4	Health Economics and Outcomes Research (HEOR) Endpoints	60
7.5	Sample Size Calculations	60
7.6	Analysis Sets	61
7.7	Statistical Analysis Methodology	61
7.7.1	Analysis of Primary Efficacy Endpoint	62
7.7.2	Analysis of Secondary Efficacy Endpoint	62
7.7.3	Analysis of Additional Endpoints and HEOR Endpoints	62
7.7.4	Safety Analyses	63
7.7.5	Subgroup Analysis	63
7.7.6	Other Analyses	64
7.7.7	Interim Analyses	64
7.8	Handling of Missing Data	64
7.9	Data Quality Assurance	64
7.9.1	Data Management	64
8	Ethics	66

8.1	Independent Ethics Committee or Institutional Review Board	66
8.2	Ethical Conduct of the Study	66
8.3	Patient Information and Consent	67
9	Investigator's Obligations	68
9.1	Confidentiality	68
9.2	Study Reporting Requirements	68
9.3	Financial Disclosure and Obligations	68
9.4	Investigator Documentation	69
9.5	Study Conduct	70
9.6	Adherence to Protocol	70
9.7	Adverse Events and Study Report Requirements	70
9.8	Investigator's Final Report	70
9.9	Records Retention	70
9.10	Publications	71
10	Study Management	72
10.1	Monitoring	72
10.1.1	External Data Monitoring Committee	72
10.1.2	Monitoring of the Study	72
10.1.3	Inspection of Records	72
10.2	Management of Protocol Amendments and Deviations	73
10.2.1	Modification of the Protocol	73
10.2.2	Protocol Violations and Deviations	73
10.3	Study Termination	74
10.4	Final Report	74
11	Reference List	75
12	Appendices	77
12.1	Appendix: Schedule of Visits and Procedures	77
12.2	Appendix: Rome III Diagnostic Criteria for IBS for a Definition of IBS and Subtyping by Predominant Stool Pattern	82
12.3	Appendix: Bristol Stool Scale	84

12.4 Appendix: EuroQoL-5 Dimension (EQ-5D) Health Questionnaire	85
12.5 Appendix: Work Productivity and Activity Impairment Questionnaire: Irritable Bowel Syndrome with Diarrhea	88
12.6 Appendix: Hospital Anxiety and Depression Scale	90
12.7 Appendix: Core Healthy Days Measures	91

List of Tables

Table 12–1	Schedule of Visits and Procedures – Screening and Pretreatment	77
Table 12–2	Schedule of Visits and Procedures – Treatment Phase	79

List of Figures

Figure 3–1	Patient Participation	24
------------	-----------------------------	----

Protocol Synopsis

Protocol Number: CMO-US-GI-0429

Title: A Phase 4 Multicenter, Multinational, Prospective, Randomized, Placebo-Controlled, Double-Blinded Parallel Group Study to Assess Efficacy of Eluxadoline in the Treatment of Irritable Bowel Syndrome with Diarrhea (IBS-D) in Patients Who Report Inadequate Control of IBS-D Symptoms with Prior Loperamide Use (RELIEF)

Sponsor: Allergan
Harborside Financial Center
Plaza 5, Suite 1900
Jersey City, NJ 07311, USA
+1-714-246-4500
+1-800-347-4500

Study Phase: Phase 4

Study Sites: The study will be conducted at approximately 75 sites in the United States, and approximately 10 sites in Canada.

Indication: Treatment of patients with IBS-D.

Rationale: In the Phase 3 studies that established the efficacy and safety of eluxadoline in the treatment of IBS-D, patients were prospectively asked about loperamide use in the prior 12 months for IBS-D and whether treatment with loperamide had adequately controlled their symptoms; 36% (N=873) of patients reported using loperamide in the prior 12 months for their IBS-D symptoms. Of these, approximately 65% reported that use of loperamide failed to provide adequate control of their symptoms of IBS-D (N=538). Similar to the results in the overall intent-to-treat population, in patients who reported that loperamide did not provide adequate relief of their IBS-D symptoms, the proportion of composite responders was significantly greater in the eluxadoline treatment groups as compared with placebo ($p < 0.05$) for both eluxadoline 75 mg and 100 mg after 12 weeks of treatment. This prospective study is being conducted to further study the efficacy and safety of eluxadoline 100 mg twice daily (BID) in patients who self-report that loperamide failed to adequately control their IBS-D symptoms in the prior 12 months.

The data from this study will enable Allergan to meet additional needs to understand the appropriate patient population for treatment of IBS-D symptoms with eluxadoline.

Objectives:

The objectives of the study are:

- To evaluate the **efficacy** of eluxadoline 100 mg BID versus placebo BID over 12 weeks of treatment in patients with IBS-D who report that use of loperamide in the prior 12 months failed to provide adequate control of their IBS-D symptoms.
- To evaluate the **safety and tolerability** of eluxadoline 100 mg BID versus placebo BID over 12 weeks of treatment in patients with IBS-D who report that use of loperamide in the prior 12 months failed to provide adequate control of their IBS-D symptoms.

**Patient
Population:**

Key Inclusion Criteria:

- Patient is an adult aged 18 to 80 years (male or female), inclusive, at screening.
- Patient has a diagnosis of IBS-D, defined by the Rome III criteria as loose (mushy) or watery stools $\geq 25\%$ and hard or lumpy stools $\leq 25\%$ of bowel movements.
- Patient has an average worst abdominal pain (WAP) score in the past 24 hours of >3.0 (on a 0 to 10 scale) over the week prior to randomization.
- Patient has an average daily stool consistency score (Bristol Stool Scale [BSS]) of ≥ 5.5 and at least 5 days with a BSS score ≥ 5 on a 1-7 scale during the week prior to randomization.
- Patient reports use of loperamide in the 12 months prior to screening for IBS-D symptoms and that loperamide did not provide adequate control of IBS-D symptoms.
- Patient has completed the electronic patient-reported outcome (ePRO) diary on at least 5 of the 7 days during the week prior to randomization AND at least 10 of the 14 days during the 2 weeks prior to randomization. Patients have 3 weeks to meet these criteria.
- Patient has not used any loperamide rescue medication within 14 days prior to randomization.

Key Exclusion Criteria

- Patient has a diagnosis of IBS with a subtype of constipation IBS, mixed IBS, or unsubtyped IBS by the Rome III criteria.
- Patient has an elevated serum lipase >2 times upper limit of normal at screening.
- Patient has a history or current evidence of laxative abuse within 5 years prior to screening.
- Patient has documented evidence of cirrhosis (Child-Pugh classification A, B, or C).

- Patient has alanine aminotransferase or aspartate aminotransferase >3 times upper limit of normal or total bilirubin >3 mg/dL (>51.3 μ mol/L), with the exception of Gilbert's syndrome, at screening.
- Patient has abnormal thyroid function test as confirmed by thyroid-stimulating hormone <0.3 mIU/mL or \geq 5 mIU/mL at screening. However, patients who are clinically euthyroid due to thyroid supplementation are candidates for the study.
- Patient has used aspirin or aspirin-containing medications (>325 mg of aspirin per day) or nonsteroidal anti-inflammatory drugs, when taken specifically for the symptoms of IBS, within 14 days of randomization.
- Patient has surgical history of cholecystectomy or previously documented agenesis of gallbladder.
- Patient has a history of cholecystitis within 6 months before Screening.
- Patient has a history of pancreatitis or structural diseases of the pancreas, including known or suspected pancreatic duct obstruction.
- Patient has a history of known or suspected biliary duct obstruction or sphincter of Oddi disease or dysfunction, excluding a history of gallstones.
- Patient has a history of alcohol abuse, alcohol addiction, and alcoholism or drinks more than 3 alcoholic beverages per day.

Study Design:

This is a Phase 4, multicenter, multinational, randomized, double-blind, placebo-controlled, parallel group study to evaluate the efficacy, safety, and tolerability of eluxadoline 100 mg BID in patients with IBS-D who report that use of loperamide to treat their IBS-D symptoms in the prior 12 months failed to adequately control their symptoms of IBS-D.

Approximately 340 patients will be randomly assigned (in a 1:1 ratio) to 1 of 2 treatment groups:

- Group 1: Eluxadoline 100 mg oral tablets BID with food
- Group 2: Matching placebo oral tablets BID with food

After screening procedures have been performed (up to 1 week), eligible patients will enter a pretreatment period of up to 3 weeks. At the beginning of the pretreatment period, patients will receive instructions for completing an ePRO diary to collect daily information related to their IBS-D symptoms and use of loperamide rescue medication. At the conclusion of the pretreatment period, patients who meet the study entry criteria related to ePRO diary compliance, stool

consistency (BSS), average WAP, and use of loperamide rescue medication will be randomized to a 12-week double-blind treatment period via central randomization. Patients randomized into the study will continue to record their IBS-D symptoms on a daily basis including WAP, stool consistency (BSS), abdominal discomfort, abdominal bloating, number of bowel movements, urgency, episodes of fecal incontinence, and use of loperamide rescue medication via an ePRO diary. A mandatory posttreatment visit will be performed 14 days after the last dose of study drug.

Estimated Study Duration:

The total duration of the study is up to 18 weeks, which includes a screening period (up to 1 week), pretreatment period (up to 3 weeks), 12-week double-blind treatment period, and 2-week posttreatment follow-up period. A total of 7 study visits are planned for each patient:

- Screening, week -4 (visit 1)
- Pretreatment, week -3 to day 1 (visit 2)
- Day 1 (visit 3; randomization and first administration of study drug)
- Week 4 (visit 4)
- Week 8 (visit 5)
- Week 12 (visit 6; end of treatment)
- Week 14 (visit 7; Posttreatment follow-up/exit)

Efficacy Assessments:

Daily IBS Symptoms: Patients will be required to access the ePRO diary each evening, preferably at the same time each day, to record their: stool consistency, WAP, abdominal discomfort, abdominal bloating, and information related to their bowel functioning (number of bowel movements, episodes of urgency and incontinence) over the past 24 hours.

Use of Loperamide Rescue Medication: During their daily ePRO diary entries, patients will be asked to record the use of loperamide rescue medication over the past 24 hours.

Degree of Relief of IBS Symptoms: Patients will be asked to rate their overall degree of relief of IBS symptoms during the past 7 days compared with before they started this study on a weekly basis in the ePRO diary.

Treatment Satisfaction: Patients will be asked whether they are satisfied with the study drug's ability to relieve their IBS symptoms on a weekly basis in the ePRO diary.

IBS Adequate Relief: Patients will be asked whether they have experienced adequate relief of their IBS symptoms on a weekly basis in

the ePRO diary.

EuroQoL-5 Dimension (EQ-5D) Health Questionnaire: Patients will be asked to describe their own health state using the EQ-5D health questionnaire. The EQ-5D will be completed at the study site at baseline (day 1), week 4 and week 8 prior to the patient receiving study drug, and at week 12 (or early withdrawal visit).

Work Productivity and Activity Impairment Questionnaire: IBS-D (WPAI: IBS-D): The WPAI: IBS-D questionnaire will be used to measure work time missed and work and activity impairment due to IBS-D. Patients will be asked to complete the WPAI: IBS-D questionnaire at the study site at baseline (day 1), week 4 and week 8 prior to the patient receiving study drug, and at week 12 (or early withdrawal visit).

Hospital Anxiety and Depression Scale (HADS): The HADS will be used to determine the levels of anxiety and depression that a patient is experiencing. Patients will be asked to complete the HADS at the study site at baseline (day 1) and week 4 prior to the patient receiving study drug, and at week 12 (or early withdrawal visit).

Healthy Days Core Module (CDC HRQOL-4): The CDC HRQOL-4 assesses a person's perceived sense of well-being through 4 questions. The CDC HRQOL-4 will be completed at the study site at baseline (day 1), week 4 and week 8 prior to the patient receiving study drug, and at week 12 (or early withdrawal visit).

**Safety
Assessments:**

Safety evaluations will include the monitoring of adverse events, clinical laboratory assessments, vital signs measurements, physical examination findings, concomitant medications, and pregnancy tests for women.

**Study Drug,
Dosage, and
Route of
Administration:**

Eluxadoline will be supplied as 100-mg, immediate release, film-coated (Opadry II) tablets. The excipients included in the formulation are microcrystalline cellulose, silicon dioxide, crospovidone, mannitol, and magnesium stearate. Placebo tablets of matching tablet image contain the same excipients.

Eluxadoline 100 mg and placebo are taken orally BID with food.

Sample Size:

Assuming a placebo response for the primary efficacy endpoint (primary composite response in pain and stool consistency) of 13% and an approximate 14% treatment effect over placebo, a sample size of 340 patients with 1:1 randomization ratio (eluxadoline: placebo, 170 patients per arm) is required. This sample size will have approximately 90% power to detect the difference of the primary efficacy endpoint response proportion between eluxadoline and placebo

using a 2-sided chi-square test at significance level of 0.05.

**Statistical
Methods:**

The comparison of proportion of primary composite responders in pain and stool consistency and the proportion in pain or stool consistency alone over 12 weeks between the eluxadoline and placebo groups will be performed using the chi-square test at a significance level of 0.05. Safety endpoint will be summarized descriptively.

Date of Protocol: 12 August 2016

List of Abbreviations

Abbreviation	Definition
AE	adverse event
ALT	alanine aminotransferase
AST	aspartate aminotransferase
BID	twice daily
BSS	Bristol Stool Scale
CFR	Code of Federal Regulations
CV	curriculum vitae
CDS-HRQOL-4	Healthy Days Core Module
δOR	delta-opioid receptor
eCRF	electronic case report form
EDC	electronic data capture
ePRO	electronic patient-reported outcome
EQ-5D	EuroQoL-5 Dimension
FCS	Fisher Clinical Services
FDA	US Food and Drug Administration
GCP	Good Clinical Practice
GI	gastrointestinal
HADS	Hospital Anxiety and Depression Scale
HEOR	health economics and outcomes research
IBS	irritable bowel syndrome
IBS-AR	irritable bowel syndrome adequate relief
IBS-D	irritable bowel syndrome with diarrhea
IBS-M	irritable bowel syndrome with diarrhea and constipation (mixed)
ICF	informed consent form
ICH	International Council for Harmonisation
IEC	Independent Ethics Committee
IRB	Institutional Review Board
ITT	intent-to-treat
IxRS	interactive response system
κOR	kappa-opioid receptor
MedDRA	Medical Dictionary for Regulatory Activities

Abbreviation	Definition
μOR	mu-opioid receptor
PI	package insert
SAE	serious adverse event
ULN	upper limit of normal
US	United States
WAP	worst abdominal pain
WPAI: IBS-D	Work Productivity and Activity Impairment questionnaire: Irritable Bowel Syndrome with Diarrhea

1 Introduction

Irritable bowel syndrome (IBS) is a functional gastrointestinal (GI) disorder characterized by symptoms of abdominal discomfort or pain associated with altered bowel habits

(Drossman 2006). The 3 primary subtypes of IBS are characterized by predominant bowel habits: diarrhea (IBS-D), constipation (IBS-C), or mixed constipation and diarrhea (IBS-M).

All forms of IBS have symptoms of abdominal pain or discomfort that may be linked to local reflexes within the bowel and visceral hypersensitivity (Drossman 2006). A recent meta-analysis of population-based studies yielded an international IBS prevalence of 11.2% (95% confidence interval, 9.8%–12.8%) in adults (≥ 15 years old). The prevalence varied according to country (from 1.1% to 45.0%), and was dependent on criteria used to define IBS (Lovell and Ford 2012). Irritable bowel syndrome is not life threatening but because of its chronic recurring course, often overlapping with other functional GI disorders, quality of life can be impaired. Irritable bowel syndrome is associated with high direct and indirect medical expenses (Thompson et al 1999).

Pharmacologic options for treatment of IBS-D are limited. Alosetron, a selective serotonin 5-HT₃ receptor antagonist, is approved for severe IBS-D for female patients in the United States (US) (Talley 2003). The non-systemic antibiotic rifaximin was approved by US Food and Drug Administration (FDA) in May 2015 for treatment of IBS-D, and although effective in some patients, has shown high rates of symptom recurrence (Xifaxan[®] package insert [PI] 2015). Loperamide, a peripherally restricted mu-opioid receptor (μ OR) agonist, is widely used as an antidiarrheal, both over-the-counter and via prescription; however, loperamide is not indicated for chronic use, can result in constipation, and has not been shown to effectively treat the abdominal pain of IBS-D (Efskind et al 1996, Talley 2003, Loperamide PI 2015). Thus, there is a need for new agents with favorable safety and tolerability profiles that are effective in providing sustained relief of IBS-D.

Eluxadoline is a locally active mixed μ OR agonist, kappa-opioid receptor (κ OR) agonist, and delta-opioid receptor (δ OR) antagonist approved by FDA on 27 May 2015 for the treatment of IBS-D. Eluxadoline has GI transit-inhibiting activity that is consistent with its primary pharmacological profile as a μ OR agonist. The additional δ OR antagonist activity may mitigate against the constipating effects of unopposed peripherally acting μ OR agonists (e.g., loperamide or diphenoxylate).

Eluxadoline was generally well tolerated in single- and multiple-dose animal studies. Across the Phase 1 studies and Phase 2 study, eluxadoline demonstrated an acceptable safety profile marked by the infrequent incidence of adverse events (AEs) ([Eluxadoline Investigator's Brochure](#)).

Efficacy and safety in IBS-D patients was demonstrated in 2 randomized, multicenter, multi-national, double-blind, placebo-controlled Phase 3 studies in a total of 2426 patients (studies IBS-3001 and IBS-3002; [Lembo et al 2016](#) and [VIBERZI™ PI 2015](#)). The primary endpoint of the Phase 3 trials was defined by the simultaneous improvement in the daily worst abdominal pain (WAP) score by $\geq 30\%$ compared with baseline weekly average and a reduction in the Bristol Stool Scale (BSS) to <5 on at least 50% of days within a 12-week treatment period (FDA endpoint) and a 26-week treatment period (European Medicines Agency endpoint). Eluxadoline 100 mg twice daily (BID) demonstrated significantly greater composite responder rates as compared with placebo over 12 weeks and 26 weeks of treatment. Eluxadoline 75 mg BID demonstrated significantly greater responder rates than placebo over 12 weeks in both studies, and greater responder rates than placebo over 26 weeks of treatment in study IBS-3002, but not in study IBS-3001 ([Lembo et al 2016](#), [VIBERZI PI 2015](#)). The treatment effect of eluxadoline over placebo was observed within the first week and was maintained throughout the 26-week assessment period. Based on efficacy of both eluxadoline 75 mg and 100 mg at 12 weeks of treatment, both doses were approved by FDA for treatment of adults with IBS-D.

Other abdominal symptoms and measures of bowel function were also significantly improved with eluxadoline treatment as compared with placebo. Longitudinal analyses demonstrated that daily abdominal discomfort scores were significantly lower than placebo for both the 75-mg and 100-mg eluxadoline groups through week 26. Daily bloating scores were significantly lower than placebo with eluxadoline 100 mg after week 12 (weeks 16, 20, 24, and 26). Risks for frequency of bowel movements and urgency episodes were also significantly lower than placebo for both eluxadoline doses through week 26 of treatment. Additionally, both doses of eluxadoline were significantly superior to placebo with respect to the endpoints of adequate relief of IBS symptoms, scores for global symptoms, and scores on the IBS-Quality of Life questionnaire. Eluxadoline was significantly superior to placebo in all subpopulations explored ([Lembo et al 2016](#)).

Overall, the clinical experience suggests that eluxadoline is a promising treatment for the symptoms of IBS-D, providing clinically important improvements in both abdominal pain and diarrhea.

2 Study Objectives

The objectives of this study are:

- To evaluate the efficacy of eluxadoline 100 mg BID versus placebo BID over 12 weeks of treatment in patients with IBS-D who report that use of loperamide in the prior 12 months failed to provide adequate control of their IBS-D symptoms.
- To evaluate the safety and tolerability of eluxadoline 100 mg BID versus placebo BID over 12 weeks of treatment in patients with IBS-D who report that use of loperamide in the prior 12 months failed to provide adequate control of their IBS-D symptoms.

3 Investigational Plan

3.1 Study Design

This is a Phase 4, multicenter, multinational, randomized, double-blind, placebo-controlled, parallel group study to evaluate the efficacy, safety, and tolerability of eluxadoline 100 mg BID in patients with IBS-D who report that use of loperamide to treat their IBS-D symptoms in the prior 12 months failed to adequately control their symptoms of IBS-D.

Approximately 340 patients will be randomly assigned (in a 1:1 ratio) to 1 of 2 treatment groups:

- Group 1: eluxadoline 100 mg oral tablets BID with food
- Group 2: matching placebo oral tablets BID with food

After screening procedures have been performed (up to 1 week), eligible patients will enter a Pretreatment period of up to 3 weeks. At the beginning of the pretreatment period, patients will receive instructions for completing an electronic patient-reported outcome (ePRO) diary to collect daily information related to their IBS-D symptoms and use of loperamide rescue medication. At the conclusion of the pretreatment period, patients who meet the study entry criteria related to ePRO diary compliance, stool consistency (BSS), average WAP, and use of loperamide rescue medication (refer to Section 4.1.1 for details) will be randomized to a 12-week double-blind treatment period via central randomization.

Patients randomized into the study will return to the clinic for study visits at week 4, week 8, week 12 (end-of-treatment study visit), and for a posttreatment follow-up study visit at week 14. A complete schedule of events is provided in Appendix 12.1, Table 12–1 and Table 12–2. Patients who discontinue from the study before the week 12 visit should return to the study site to complete the early withdrawal assessments as soon as possible after stopping the study drug.

During the double-blind Treatment period, patients will record via the ePRO diary their daily IBS-D symptoms including stool consistency (BSS), WAP, abdominal discomfort, abdominal bloating, bowel movement frequency, number of episodes of urgency in a day, if any, number of episodes of fecal incontinence, and use of loperamide rescue medication.

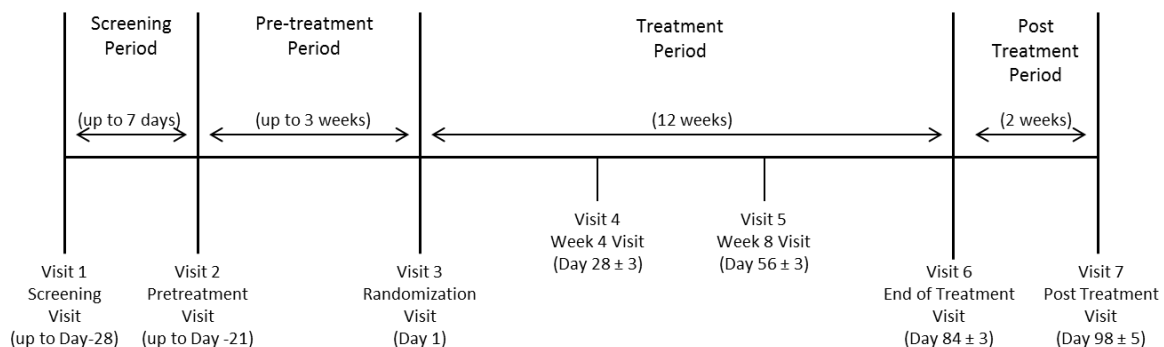
The actual ePRO data entered by the patients will not be provided to the investigative site staff at the time of randomization or during the study to prevent any potential bias in subsequent patient entries. However, periodic notifications will be generated to inform the investigator of patients' ongoing compliance with ePRO diary entries and to alert investigators if patients have experienced episodes of constipation or have required excessive loperamide rescue medication for acute treatment of uncontrolled diarrhea.

The total duration of the study is up to 18 weeks, which includes: screening period (up to 1 week), pretreatment period (up to 3 weeks), 12-week double-blind treatment period, and 2-week posttreatment follow-up period. A total of 7 study visits are planned for each patient:

- Screening, week -4 (visit 1)
- Pretreatment, week -3 to day 1 (visit 2)
- Day 1 (visit 3; randomization and first administration of study drug)
- Week 4 (visit 4)
- Week 8 (visit 5)
- Week 12 (visit 6; end of treatment)
- Week 14 (visit 7; posttreatment follow-up/exit)

A diagram representing patient participation in the study is presented in [Figure 3–1](#).

Figure 3–1 Patient Participation



3.1.1 Rationale of Study Design

In the Phase 3 studies that established the efficacy and safety of eluxadoline in the treatment of IBS-D, patients were prospectively asked about loperamide use in the prior 12 months for IBS-D and whether treatment with loperamide had adequately controlled their symptoms; 36% (N=872) of patients reported using loperamide in the prior 12 months for their IBS-D symptoms. Of these, approximately 65% reported that use of loperamide failed to provide adequate control of their IBS-D symptoms (N=538). Similar to the results in the overall intent-to-treat (ITT) population, in patients who reported that loperamide did not provide adequate relief of IBS-D symptoms, the proportion of composite responders was significantly greater in the eluxadoline treatment groups as compared with placebo ($p < 0.05$) for both eluxadoline 75 mg and 100 mg after 12 weeks of treatment. This prospective study is being conducted to further study the efficacy and safety of eluxadoline 100 mg BID in patients who self-report that loperamide failed to adequately control their IBS-D symptoms in the prior 12 months.

To be included in the trial, patients must have an average daily stool consistency score (BSS) of ≥ 5.5 and at least 5 days with a BSS score ≥ 5 on a 1-7 scale over the week prior to randomization and an average WAP score in the past 24 hours of > 3.0 on a 0 to 10 scale over the week prior to randomization. Patients must report that use of loperamide in the 12 months to treat IBS symptoms prior to screening had failed to provide adequate control of their IBS-D symptoms. Additionally patients must have completed the ePRO diary on at least 5 of the 7 days during the week prior to randomization AND at least 10 of 14 days during the 2 weeks prior to randomization. The patient population under study is considered as appropriate for achieving the study objectives.

The screening and pretreatment periods permit evaluation of inclusion and exclusion criteria data (e.g., laboratory assessments, physical examination) and enables confirmation of eligibility of patients for inclusion in the study. Patients will be randomized to 1 of 2 treatment groups (eluxadoline 100 mg or matching placebo BID with food). In order to ensure patient safety, a mandatory posttreatment visit will be performed 14 days after the last dose of study drug. Any ongoing AEs at the posttreatment visit must be followed until resolution, until the AE stabilizes, until it is determined to be non-clinically significant, or until the patient is lost to follow-up.

The 100-mg BID dose of eluxadoline to be administered in the present study is a marketed dose in the US and was shown to be generally well tolerated in prior studies with no evidence of a need for drug titration. Therefore, a fixed-dose design will be employed in this study. The placebo-control group has been included to establish the efficacy and safety of eluxadoline in this subset of patients.

The treatment duration of 12 weeks has been chosen because this is considered an acceptable period to demonstrate efficacy and safety in this patient population.

The data from this study will enable the sponsor to meet additional needs to understand the appropriate patient population for treatment of IBS-D symptoms with eluxadoline.

4 Patient Selection and Withdrawal Criteria

4.1 Selection of Study Population

Approximately 340 patients will be enrolled at approximately 75 sites in the US and approximately 10 sites in Canada. Patients will be assigned to study treatment only if they meet all of the inclusion criteria and none of the exclusion criteria.

Deviations from the inclusion and exclusion criteria are not allowed because they can potentially jeopardize the scientific integrity of the study, regulatory acceptability, or patient safety. Therefore, adherence to the criteria as specified in the protocol is essential.

4.1.1 Inclusion Criteria

To be eligible for enrollment in this study, each of the following criteria must be satisfied with a “YES” answer (unless not applicable):

1. Patient is an adult aged 18 to 80 years (male or female), inclusive, at Screening.
2. Patient has a diagnosis of IBS-D, defined by the Rome III criteria as loose (mushy) or watery stools $\geq 25\%$ and hard or lumpy stools $\leq 25\%$ of bowel movements.
3. Patient has had a colonoscopy performed within 5 years prior to Screening if they are at least 50 years of age, OR if they meet any of the following alarm features:
 - a) Patient has documented weight loss within the past 6 months; or
 - b) Patient has nocturnal symptoms; or
 - c) Patient has a familial history of colon cancer; or
 - d) Patient has blood mixed with their stool (excluding any blood from hemorrhoids)
4. Patient has an average WAP score in the past 24 hours of >3.0 (on a 0 to 10 scale) over the week prior to randomization.

5. Patient has an average daily stool consistency score (BSS) of ≥ 5.5 and at least 5 days with a BSS score ≥ 5 on a 1-7 scale during the week prior to randomization.
6. Patient reports use of loperamide in the 12 months prior to Screening for IBS-D symptoms and that loperamide did not provide adequate control of IBS-D symptoms.
7. Patient has completed the ePRO diary on at least 5 of the 7 days during the week prior to randomization AND at least 10 of the 14 days during the 2 weeks prior to randomization. Patients have 3 weeks to meet these criteria.
8. Patient is willing to be compliant with study procedures including completing the daily ePRO diary during the screening and pretreatment period and throughout the study.
9. Patient has not used any loperamide rescue medication within 14 days prior to randomization.
10. Patient is not planning to change his/her usual diet and lifestyle during the course of the study. Patients on stable doses of antidepressants (i.e., for the 3 months prior to screening) will be allowed to participate in the study. Medications taken for the treatment of allergies, chronic medical conditions, and migraine headaches can be taken during this study (with the exception of opioids for acute treatment of migraines). Patients must be on a stable dose of medication for chronic migraines or preventive therapy for at least 1 month at screening. As-needed use of benzodiazepines for anxiety is permitted during the study.
11. Female patients must be:
 - a) Postmenopausal, defined as 52 years or older and amenorrheic for at least 2 years at Screening; or
 - b) Surgically sterile (have had a hysterectomy or bilateral oophorectomy, tubal ligation, or otherwise be incapable of pregnancy); or
 - c) Abstinent; or

- d) If sexually active, be practicing an effective method of birth control such as hormonal prescription oral contraceptives, progesterone implants or injections, contraceptive patch, intrauterine device, or male partner with a vasectomy. A double barrier method of birth control such as condoms, diaphragms, or cervical caps with spermicidal foam, cream, or gel may be used as a method of birth control. Women of childbearing potential must have a negative serum beta human chorionic gonadotropin pregnancy test at Screening and a negative urine pregnancy test at baseline before the first dose of study drug is taken.
12. Patient must sign an informed consent form (ICF) before the initiation of any study-related procedures indicating that he or she understands the purpose of and procedures required for the study and is willing to participate in the study.

4.1.2 Exclusion Criteria

To be eligible for this study, each of the following criteria must be satisfied with a “NO” answer:

1. Patient has a diagnosis of IBS with a subtype of constipation IBS, mixed IBS, or unsubtyped IBS by the Rome III criteria (refer to Appendix [12.2](#) for details).
2. Patient has a history of inflammatory or immune-mediated GI disorders including inflammatory bowel disease (i.e., Crohn’s disease, ulcerative colitis), microscopic colitis, or celiac disease.
3. Patient has a history of diverticulitis within 3 months prior to screening.
4. Patient has a documented history of lactose intolerance.
5. Patient has a documented history of bile-acid malabsorption.
6. Patient has a history of chronic or severe constipation or intestinal obstruction, stricture, toxic megacolon, GI perforation, fecal impaction, gastric banding, bariatric surgery, adhesions, ischemic colitis, or impaired intestinal circulation (e.g., aortoiliac disease).
7. Patient has any of the following surgical history:

- a) Cholecystectomy or previously documented agenesis of gallbladder; or
- b) Any abdominal surgery within the 3 months prior to screening; or
- c) Major gastric, hepatic, pancreatic, or intestinal surgery (appendectomy, hemorrhoidectomy, or polypectomy greater than 3 months post-surgery are allowed).

Note: For the purposes of this study, laparoscopic surgeries without complication are considered minor and non-exclusionary, provided the condition for which the surgery was performed was not exclusionary.

- 8. Patient has a history of cholecystitis within 6 months before screening.
- 9. Patient has a history of pancreatitis or structural diseases of the pancreas, including known or suspected pancreatic duct obstruction.
- 10. Patient has a history of known or suspected biliary duct obstruction or sphincter of Oddi disease or dysfunction, excluding a history of gallstones.
- 11. Patient has an elevated serum lipase >2 times upper limit of normal (ULN) at screening.
- 12. Patient has a history or current evidence of laxative abuse within 5 years prior to screening.
- 13. Patient has documented evidence of cirrhosis (Child-Pugh classification A, B, or C).
- 14. Patient has alanine aminotransferase (ALT) or aspartate aminotransferase (AST) >3 times ULN or total bilirubin >3 mg/dL (>51.3 µmol/L), with the exception of Gilbert's syndrome, at screening.
- 15. Patient has a history of cardiovascular events, including stroke, myocardial infarction, congestive heart failure, or transient ischemic attack within 6 months prior to screening.
- 16. Patient has an unstable renal, hepatic, metabolic, or hematologic condition.
- 17. Patient has a history of malignancy within 5 years before screening (except squamous and basal cell carcinomas and cervical carcinoma in situ).

18. Patient has a history of human immunodeficiency virus infection.
19. Patient has a history of Diagnostic and Statistical Manual of Mental Disorders, 4th Edition, Text Revision-defined substance dependency, excluding nicotine and caffeine, within 2 years prior to screening.
20. Patient has a history of alcohol abuse, alcohol addiction, and alcoholism or drinks more than 3 alcoholic beverages per day.
21. Patient has uncontrolled hypertension, defined as systolic blood pressure >180 mm Hg or a diastolic blood pressure >100 mm Hg at the time of randomization.
22. Patient has abnormal thyroid function test as confirmed by thyroid-stimulating hormone <0.3 mIU/mL or ≥ 5 mIU/mL at screening. However, patients who are clinically euthyroid due to thyroid supplementation are candidates for the study.
23. Patient has evidence of anemia as confirmed by hemoglobin <10 g/dL for women and <12 g/dL for men at screening.
24. Patient has used 5-HT₃ antagonists (e.g., alosetron or ondansetron) within 14 days of screening.
25. Patient has used aspirin or aspirin-containing medications (>325 mg of aspirin per day) or nonsteroidal anti-inflammatory drugs, when taken specifically for the symptoms of IBS, within 14 days of randomization.
26. Patient has current (within 14 days of randomization) or expected use of any narcotic or opioid-containing agents, tramadol, docusate, enemas, GI preparations (including antacids containing aluminum or magnesium, antidiarrheal agents [except loperamide rescue medication after randomization]), antinausea agents, antispasmodic agents, bismuth, or prokinetic agents.

27. Patient has current (within 28 days of randomization) use of rifaximin or other antibiotics (with the exception of topical antibiotics or a 1-day course with an antibiotic). Expected use of rifaximin or other antibiotics during the course of the study that is known at the time of randomization (e.g., for planned elective surgery) is also prohibited. However, a patient will be allowed to remain in the study should unplanned use of antibiotics other than rifaximin occur after the patient has been randomly assigned to study drug.
28. Patient is unable to swallow solid oral dosage forms whole with the aid of liquid (patients may not chew, divide, dissolve, or crush the study drug).
29. Patient has known allergies or hypersensitivity to opioids.
30. Patient has received an investigational drug or used an investigational medical device within 30 days prior to randomization, or is currently enrolled in an investigational study.
31. Patient has an elective surgery planned or expects to need elective surgery at any time during the study. An elective procedure scheduled after the patient has been randomly assigned to study drug will not be considered a protocol violation.
32. Patient is pregnant or breastfeeding.
33. Patient has any condition that, in the opinion of the investigator, would compromise the well-being of the patient or the study or prevent the patient from meeting or performing study requirement.
34. Patient is an employee of the investigator or study site with direct involvement in the proposed study or other studies under the direction of that investigator or study site, as well as family members of the employees or the investigator.

4.2 Duration of Study

The duration of the study is defined for each patient as the date signed written informed consent is provided through the posttreatment visit (visit 7) on day 126.

4.2.1 Withdrawal of Patients from the Study

All patients have the right to withdraw from the study at any time, for any reason, without prejudice. At any point, the investigator may discontinue the patient's study participation at his/her discretion and ensure the patient receives appropriate medical care; the investigator may also consult the medical monitor to discuss out-of-range test results. The patient may also be withdrawn or terminated at the request of the sponsor. Additionally, although Allergan has every intention of completing the study, Allergan reserves the right to discontinue the study at any time for clinical or administrative reasons.

As part of the clinical laboratory assessments, liver enzymes (ALT, AST, alkaline phosphatase), and total bilirubin values will be evaluated for all patients. In the event that a patient's bilirubin level is elevated after the first dose of study drug, a fractionated bilirubin test should be performed if possible. In general, an increase in serum aminotransferases to greater than 3 times ULN after the first dose in patients who entered the study with normal baseline values should be followed by repeat testing within 48 to 72 hours of all 4 of the usual serum measures (ALT, AST, alkaline phosphatase, and total bilirubin) to confirm the abnormalities and to determine if they are increasing or decreasing. There also should be an inquiry made about symptoms. Patients should be observed for other possible causes of elevated liver function test results including acute viral hepatitis, alcoholic and autoimmune hepatitis, hepatobiliary disorders, nonalcoholic steatohepatitis, cardiovascular causes, or concomitant treatments. If baseline transaminases are found to be elevated above the ULN, the preceding guidance should be considered in patients who double their baseline value(s). If the repeat value for ALT or total bilirubin is unchanged or indicates decreasing activity, monitoring should continue at weekly intervals until the results are acceptable or normalized. If any value has increased further, immediate close observation is required. If close monitoring is not possible, the drug should be discontinued.

Withdrawal from the study should be considered if any of the following occurs:

- ALT or AST $>8 \times$ the ULN
- ALT or AST $>5 \times$ ULN for more than 2 weeks
- ALT or AST $>3 \times$ ULN and (total bilirubin $>2 \times$ ULN or international normalized ratio >1.5)

- ALT or AST $>3 \times$ ULN with the appearance of fatigue, nausea, vomiting, right upper quadrant pain or tenderness, fever, rash, and/or eosinophilia ($>5\%$)

For complete information regarding withdrawal from the study in the event of a marked elevation of liver enzymes, refer to Pages 9-10 of Guidance for Industry – Drug-Induced Liver Injury: Premarketing Clinical Evaluation ([US Department of health and Human Services 2009](#)).

4.2.2 Handling of Withdrawals

Patients who discontinue study treatment or active participation in the study will no longer receive study drug.

When a patient withdraws from the study, the reason(s) for withdrawal shall be recorded by the investigator on the relevant page of the electronic case report form (eCRF). Whenever possible, for all patients who discontinue study treatment or withdraw from the study prematurely will undergo all end-of-treatment/early withdrawal visit assessments. Patients who fail to return for final assessments will be contacted by the site in an attempt to have them comply with the protocol. For patients that are considered to be lost to follow-up, the site should make every attempt possible to contact the patient (e.g., via documented phone call attempts and if necessary, a certified letter to the patient).

It is vital to obtain follow-up data on any patient withdrawn because of an AE or serious AE (SAE). In every case, efforts must be made to undertake protocol-specified safety follow-up procedures until resolution or stabilization.

4.2.3 Replacements

Patients who discontinue participation in the study for any reason after randomization will not be replaced.

5 Study Treatments

5.1 Method of Assigning Patients to Treatment Groups

Approximately 340 patients will be randomly assigned (in a 1:1 ratio) to 1 of 2 treatment groups (eluxadoline 100 mg BID or matching placebo).

The randomization schedule will be sequestered until the study is unblinded after database lock. It will also use an appropriate block size, which will not be revealed to the study sites.

The randomization mechanism for the study will be deployed within an interactive response system (IxRS) and accessible 24 hours a day to authorized users. Study sites will access the IxRS to execute each randomization after a patient has met all prerequisites for randomization and has completed all scheduled procedures for day 1. Study site personnel, who are all blinded to treatment assignment, will receive a randomization notification indicating only the unique patient identifier and the date and time of randomization for each patient.

All patients will be assigned a unique patient number by the randomization system. After a patient number has been assigned, the number will not be reused even if the patient withdraws before receiving any study drug.

5.2 Treatments Administered

Patients will be randomly assigned to 1 of 2 treatment groups as follows:

- Group 1: Eluxadoline 100 mg oral tablets BID with food
- Group 2: Matching placebo oral tablets BID with food

The study drug must be swallowed whole with liquid and not chewed, divided, dissolved, or crushed.

In addition, patients will receive instructions for use of loperamide rescue medication for acute treatment of uncontrolled diarrhea (refer to Section [5.9](#) for details).

5.3 Identity of Study Drug

Eluxadoline will be supplied as 100-mg, immediate release, film-coated (Opadry II) tablets. The excipients included in the formulation are microcrystalline cellulose, silicon dioxide, crospovidone, mannitol, and magnesium stearate. Placebo tablets of matching tablet image contain the same excipients. Fisher Clinical Services (FCS) Allentown, on behalf of the sponsor, will provide adequate supplies of eluxadoline and matching placebo tablets of identical size and shape to study sites.

The following drug supplies will be used in the study:

Product	Supplied as:
Eluxadoline	100-mg tablets
Placebo	100-mg tablets

Patients in each treatment group will receive a bottle containing 4-weeks' worth of study drug at randomization (visit 3), week 4 (visit 4), and week 8 (visit 5). Patients will be instructed to take 1 tablet BID with food.

5.4 Management of Clinical Supplies

5.4.1 Study Drug Packaging and Storage

The study drug will be packaged and labeled according to current Good Manufacturing Practices and local regulations.

The study drug will be packaged in child-resistant 70-count bottles by FCS Allentown on behalf of the sponsor. The bottles will be labeled with double-blinded labels.

Each bottle will contain a (randomized) dosage for 1 patient for 4 weeks of the 12-week double-blind treatment period and will be distributed at each of the scheduled visits during the treatment period: randomization (visit 3), week 4 (visit 4), and week 8 (visit 5).

Recommended storage conditions for study drug are as per the commercial product. The study drug will be stored in controlled temperatures ranging from 20°C to 25°C (68°F to 77°F) with excursions permitted to 15°C to 30°C (59°F to 86°F) (refer to USP Controlled Room Temperature). The storage conditions will be indicated on the label. Expiry dates will

be provided directly on the label or communicated to the sites with an expiry memo and/or managed electronically if drug distribution for the study is managed by IxRS.

5.4.2 Test Article Accountability

The investigator will maintain accurate records of receipt of all test articles, including dates of receipt. In addition, accurate records will be kept regarding when and how much test article is dispensed and used by each patient in the study. Reasons for departure from the expected dispensing regimen must also be recorded. At the completion of the study, to satisfy regulatory requirements regarding drug accountability, all study drugs will be reconciled and retained or destroyed according to applicable regulations.

5.4.3 Other Supplies

Patients will be provided with instructions on how to enter their diary data into the ePRO. Laboratory kits for assessments will be provided to the sites centrally.

5.5 Overdose Management

An overdose is any dose of study treatment given to a patient or taken by a patient that exceeds the dose described in the protocol. Any overdose, with or without associated AEs, must be promptly reported to the medical monitor. Overdoses without signs or symptoms do not need to be recorded as AEs; in case of any AEs associated with the overdose, these should be reported on relevant AE/SAE sections in the eCRF.

5.5.1 Treatment of Overdose

No reports of overdosage with eluxadoline have been reported.

In the event of acute overdose, the stomach should be emptied and adequate hydration maintained. The patient should be carefully observed and given standard supportive treatment as required. Given eluxadoline's action at opioid receptors, administration of a narcotic mu-opioid antagonist, such as naloxone, should be considered. Considering the short half-life of naloxone, repeated administration may be necessary. In the event of naloxone administration, patients should be monitored closely for the return of overdose symptoms, which may indicate need for repeated naloxone injection ([VIBERZI PI 2015](#)).

5.5.2 Medication Errors

Dispensing study treatment to be taken by patients in an outpatient study increases risk for medication errors. All errors in medication dispensing or administration must be carefully documented. These errors may include but are not limited to providing the wrong dose, losing medication, or administration at the wrong time of day. Medication adherence will be emphasized at every study visit. Additional adherence procedures and/or technology, such as a mobile device application, may be implemented.

5.5.3 Treatment of Medication Errors

The treatment of medication errors should be discussed with the medical monitor on a case by case basis. In the case of overdose, refer to Section [5.5.1](#).

5.6 Blinding

Patients will be randomly assigned to double-blind treatment of eluxadoline at a dose of 100 mg BID or placebo BID. Blinding of the placebo tablets and eluxadoline tablets will be maintained throughout the study by using active and placebo tablets that are identical in appearance. The randomization schedules and treatment assignments will remain sequestered until the study blind is broken.

5.6.1 Breaking the Blind

When necessary for the safety and proper treatment of the patient, the investigator can unblind the patient's treatment assignment to determine which treatment has been assigned and institute appropriate follow-up care. When possible, the sponsor (Allergan Medical Safety Physician) should be notified prior to unblinding study drug. The investigator should inform the sponsor (Allergan Medical Safety Physician) of the unblinding if there is no notification prior to the unblinding.

The treatment assignment for the patient can be determined by designated site personnel in the IxRS system via password protected access. The reason for breaking the code must be recorded in the patient's source documents.

5.7 Treatment Compliance

Treatment compliance will be assessed at the study site by pill counts. This review will be documented in the source documents.

5.8 Prior and Concomitant Therapy

All prescription drugs, herbal products, vitamins, minerals, and over-the-counter medications taken within 2 weeks prior to randomization will be recorded as prior medications. All medications taken after randomization and through the early termination or follow-up visit will be recorded as concomitant therapy. Use of all concomitant medications will be recorded in the patient's eCRF. Any changes in concomitant medications will also be recorded in the patient's eCRF. The minimum requirement is that drug name and the dates of administration are to be recorded. It will also be determined which prior medications were prescribed or taken over-the-counter by patients for the treatment of IBS-D.

The following medications are prohibited before and during the study, as indicated:

- 5-HT₃ antagonists (e.g., alosetron or ondansetron); prohibition begins within 14 days of screening.
- Aspirin or aspirin-containing medications (>325 mg of aspirin per day) or nonsteroidal anti-inflammatory drugs, when taken specifically for the symptoms of IBS; prohibition begins within 14 days of randomization.
- Investigational drug or investigational medical device within 30 days prior to randomization.
- Narcotics or opioid-containing agents, tramadol, docusate, enemas, or GI preparations (including antacids containing aluminum or magnesium, antidiarrheal agents [except loperamide rescue medication after randomization], antinausea agents, antispasmodic agents, bismuth, or prokinetic agents); prohibition begins within 14 days of randomization.
- Rifaximin or other antibiotics (with the exception of topical antibiotics or a 1-day course with an antibiotic); prohibition begins within 28 days of randomization (see exclusion criteria number [27](#) for details).

Stable doses of antidepressants (i.e., for the 3 months prior to screening) can be taken during the study. Additionally, medications taken for the treatment of allergies, chronic medical conditions, and migraine headaches can be taken during this study (with the exception of opioids for acute treatment of migraines). Patients must be on a stable dose of medication for chronic migraines or preventive therapy for at least 1 month at screening. As-needed use of benzodiazepines for anxiety is permitted during the study.

Any concomitant medication deemed necessary for the welfare of the patient during the study may be given at the discretion of the investigator. However, it is the responsibility of the investigator to ensure that details regarding the medication are recorded in full in the source documents as well as in the eCRF.

5.9 Acute Loperamide Rescue Medication for Uncontrolled Diarrhea

Use of loperamide rescue medication for the acute treatment of uncontrolled diarrhea will not be allowed within 14 days prior to randomization.

During the double-blind Treatment period and the Posttreatment period of the study, patients will be allowed to take loperamide rescue medication for the acute treatment of uncontrolled diarrhea. Loperamide at a unit dose of 2 mg may be taken once approximately every 6 hours with the following guidelines:

- No more than 4 unit doses over a continuous 24-hour time period (8 mg/day)
- No more than 7 unit doses over a continuous 48-hour time period (14 mg over 2 days)
- No more than 11 unit doses over a continuous 7-day time period

The use of loperamide rescue medication should be recorded by the patient in the ePRO diary. If a patient uses more than the allowed amount of loperamide rescue medication the ePRO system will generate a notification to alert the investigator. Excessive use of loperamide rescue medication may be cause for study discontinuation but will not be considered a protocol violation.

6 Study Assessments and Procedures

6.1 Study Procedures

The study will consist of a screening period (up to 1 week), pretreatment period (up to 3 weeks), 12-week double-blind treatment period, and 2-week posttreatment follow-up period.

Study visit windows will be allowed as follows:

- Week 4 : ± 3 days
- Week 8: ± 3 days
- Week 12: ± 3 days
- Posttreatment: ± 5 days

6.1.1 Screening and Pretreatment Period

6.1.1.1 Screening Visit (Week -4)

Patients will undergo a screening visit to determine eligibility to proceed in the study. The Screening visit will occur approximately 3 weeks before the first dose of study drug (and no more than 4 weeks before the first dose of study drug, if the patient requires an additional week for screening). Before undergoing Screening procedures, all potential patients will be informed of their privacy rights and will sign an ICF. Patients will have the opportunity to have any questions answered before signing the ICF. The investigator must address all questions raised by the patient. The investigator will also sign the ICF.

After signing the ICF, the patient will undergo the screening assessments and procedures listed in Appendix 12.1, Table 12–1, including clinical laboratory testing (serum lipase, serum chemistry, hematology, and thyroid-stimulating hormone) to determine eligibility. The inclusion and exclusion criteria requirements will be verified for the patient.

The medical history, including history specifically related to IBS-D (e.g., how long has the patient been experiencing symptoms of IBS-D, time since diagnosis of IBS-D, symptoms experienced by patient, and most bothersome symptoms), prior medications taken or

dietary/lifestyle management for IBS-D within the 12 months prior to screening, vital signs (pulse, respiratory rate, and blood pressure [uncontrolled hypertension is defined as systolic blood pressure >180 mm Hg or diastolic blood pressure >100 mm Hg at the time of randomization]) will be recorded and a physical examination will be performed. Height will be measured only at screening.

A serum pregnancy test will also be performed for all women according to local procedures unless they are surgically sterile or there is a documented history of their postmenopausal status. If the pregnancy test is positive, the patient is not eligible to enter the study.

Eligible patients will be instructed to return to the study site for the pretreatment visit (week -3).

6.1.1.2 Pretreatment Visit (Week -3)

After screening procedures have been performed, eligible patients will enter the pretreatment period. Patients will undergo the Schedule of Visits and Procedures listed in Appendix 12.1, Table 12-1.

At the beginning of the pretreatment period, patients will be instructed on how to use the ePRO diary to record their IBS-D symptoms and information related to their bowel functioning (e.g., bowel movement frequency, urgency and episodes of incontinence) on a daily basis. Additionally, patients will be instructed on recording their use of loperamide rescue medication for the acute treatment of uncontrolled diarrhea in the ePRO diary.

Patients will be eligible for participation in the study and immediate randomization into the double-blind treatment phase if they meet all 4 of the following requirements including the reverification of all inclusion and exclusion criteria:

- Compliant in completing the ePRO diary on a daily basis on at least 5 of the 7 days during the week prior to randomization AND on at least 10 of the 14 days during the 2 weeks prior to randomization; and
- Have an average WAP in the past 24 hours of >3.0 on a 0 to 10 scale, over the week prior to randomization; and

- Have an average daily stool consistency score (BSS) of ≥ 5.5 and at least 5 days with a BSS score ≥ 5 on a 1-7 scale, over the week prior to randomization; and
- Have not used any loperamide rescue medication in the 2 weeks prior to randomization.

The determination of whether a patient meets the eligibility criteria will be made by: 1) the ePRO system and 2) reverification of all inclusion and exclusion criteria at the time of randomization. The actual ePRO data entered by the patients will not be provided to the investigative site staff at the time of randomization or during the study to prevent any potential bias in subsequent patient entries. Eligible patients will be instructed to return to the study site for a baseline visit on day 1.

Patients who do not meet all of the 4 diary requirements for entry in the preceding 2 weeks may be granted an extra week of pretreatment time in which to satisfy all of the criteria (for a total screening period of up to 3 weeks).

6.1.2 Double-Blind Treatment Phase

6.1.2.1 Baseline Visit (Day 1)

On day 1, patients who were deemed eligible during the pretreatment period will be randomly assigned to 1 of 2 treatment groups (eluxadoline 100 mg BID or placebo BID).

Eligible patients will undergo the baseline assessments and procedures listed in Appendix 12.1, Table 12-2. Eligible patients will be dispensed study drug in accordance with their randomly assigned treatment (eluxadoline 100 mg BID or placebo BID). Study drug should not be dispensed at the baseline visit until all other procedures have been performed. Sufficient supplies will be distributed to ensure compliance through the next study visit. Patients will be instructed to take study drug BID (i.e., morning and evening) with food as directed by the physician. Patients will be instructed to return to the study site in 4 weeks.

6.1.2.2 Double-Blind Treatment Period

During the double-blind treatment period, patients will undergo the assessments and procedures listed in Appendix 12.1, Table 12-2. Patients will return to the clinic for study visits at weeks 4, 8, and 12.

Patients will be required to access an ePRO diary each evening, preferably at the same time each day, to record their daily IBS-D symptoms and use of loperamide rescue medication as detailed in Section [6.2](#).

Additionally, the ePRO diary will prompt patients to record their degree of relief of IBS symptoms, treatment satisfaction, and adequate relief of IBS symptoms.

Periodic notifications from the ePRO system will be generated to inform the investigator of patients' ongoing compliance with ePRO diary entries and to alert investigators if patients have experienced episodes of constipation or have required excessive loperamide rescue medication for acute treatment of uncontrolled diarrhea. Investigators will receive automatic notifications from the ePRO system as follows:

- Immediately if a patient has 4 consecutive days of no bowel movement as verified by non-missing ePRO diary entries (i.e., diary-confirmed constipation)
- Immediately if a patient exceeds the allowable amount of loperamide rescue medication use as verified by ePRO diary entries
- Periodically to inform investigators of patients' compliance in completing the ePRO diary

In response to an ePRO notification for constipation or excessive loperamide rescue medication use, the investigator must contact the patient to review his/her status as soon as possible. An unscheduled visit to further evaluate the patient's status should be arranged if deemed warranted by the investigator.

6.1.2.3 End-of-Treatment/Early Withdrawal Visit

Patients will return to the study site at week 12 (\pm 3 days) after the completion of the double-blinded treatment period. Patients who were discontinued from the study before week 12 should return to the study site to complete the early withdrawal assessments as soon as possible after stopping the study drug. At this study visit, patients will undergo the end-of-treatment/early withdrawal assessments and procedures listed in Appendix [12.1](#), [Table 12–2](#).

6.1.3 Posttreatment Visit

In order to ensure patient safety, a mandatory posttreatment visit will be performed 14 days after the last dose of study drug. Patients will return to the study site for a Posttreatment assessment at week 14 (± 5 days) at the completion of the Posttreatment follow-up period. Any ongoing AEs at the Posttreatment visit must be followed until resolution, until the AE stabilizes, until it is determined to be non-clinically significant, or until the patient is lost to follow-up.

All pregnancies that occur after the first dose of study drug or within 30 days of the last dose of study drug will be followed until final outcome using the Pregnancy Notification Form and indicating that it is a follow-up report. The outcome, including any premature termination, must be reported to Allergan.

At this study visit, patients will undergo the assessments and procedures listed in Appendix [12.1](#), [Table 12-2](#).

6.2 Efficacy Assessments

6.2.1 Daily IBS Symptoms

Patients will be required to access the ePRO diary each evening, preferably at the same time each day, to record daily IBS symptoms:

- Stool Consistency: During their daily ePRO entry throughout the 12 weeks of double-blind treatment period, patients will be asked to rate the BSS most representative of the past 24 hours. The patient-reported BSS is a 1 to 7 scale where 1 corresponds to a hard stool and 7 corresponds to watery stool ([Appendix 12.3](#)):

1=Separate hard lumps like nuts (difficult to pass)

2=Sausage shaped but lumpy

3=Like a sausage but with cracks on surface

4=Like a sausage or snake, smooth and soft

5=Soft blobs with clear-cut edges (passed easily)

6=Fluffy pieces with ragged edges, a mushy stool

7=Watery, no solid pieces (entirely liquid)

- **Worst Abdominal Pain:** During their daily ePRO entry throughout the 12 weeks of double-blind treatment period, patients will be asked to rate their WAP in the past 24 hours. The patient-reported WAP in the past 24 hours will be recorded on a 0 to 10 scale, where 0 corresponds to no pain and 10 corresponds to worst imaginable pain.
- **Abdominal Discomfort:** During their daily ePRO entry throughout the 12 weeks of double-blind treatment period, patients will be asked to rate their abdominal discomfort in the past 24 hours. The patient-reported worst abdominal discomfort in the past 24 hours will be recorded on a 0 to 10 scale, where 0 corresponds to no discomfort and 10 corresponds to worst imaginable discomfort.
- **Abdominal Bloating:** During their daily ePRO entry throughout the 12 weeks of double blind treatment period, patients will be asked to rate their abdominal bloating in the past 24 hours. The patient-reported worst abdominal bloating in the past 24 hours will be recorded on a 0 to 10 scale, where 0 corresponds to no bloating and 10 corresponds to worst imaginable bloating.
- **Frequency, Urgency and Incontinence:** During their daily ePRO entry throughout the 12 weeks of double-blind treatment period, patients will be asked to record the number of bowel movements (and characteristics, where applicable), number of urgency episodes, and number of episodes of fecal incontinence, over the past 24 hours.

6.2.2 Use of Loperamide Rescue Medication

During their daily ePRO diary entry, patients will be asked to record the use of loperamide rescue medication over the past 24 hours for the acute treatment of uncontrolled diarrhea, and total amount used.

6.2.3 Degree of Relief of IBS Symptoms

The ePRO diary will prompt patients to rate their overall IBS-D symptoms during the past 7 days based on the following:

Compared to before you started this study, how would you rate your IBS symptoms during the past 7 days?

1=Completely relieved;

2=Considerably relieved;

3=Somewhat relieved;

4=Unchanged;

5=Somewhat worse;

6=Considerably worse;

7=As bad as I can imagine

6.2.4 Treatment Satisfaction

The ePRO diary will prompt patients to rate their satisfaction with the study drug's ability to relieve their IBS symptoms based on the following:

Overall, how satisfied are you with the study drug's ability to relieve your IBS symptoms?

1=Not at all satisfied;

2=A little satisfied;

3=Moderately satisfied;

4=Quite satisfied;

5=Very satisfied

6.2.5 IBS Adequate Relief (IBS-AR)

The ePRO diary will prompt patients to evaluate whether they have experienced adequate relief of their IBS symptoms based on the following:

Over the past week, have you had adequate relief of your IBS symptoms?

- Yes
- No

6.2.6 EuroQoL-5 Dimension (EQ-5D) Health Questionnaire

The EQ-5D health questionnaire is a generic measure of health status ([EuroQoL group 1990](#), Appendix 12.6). The descriptive system consists of 5 questions assessing the following dimensions: mobility, self-care, usual activities, pain/discomfort, and anxiety/depression. Responses to the 5 questions define a health state for which a utility index can be derived from published algorithms. The second component of the EQ-5D is the visual analogue scale, asking patients to rate their health from 0 to 100 (0 represents worst imaginable health state and 100 represents best imaginable health). Patients will be asked to complete the EQ-5D health questionnaire at the study site at baseline (day 1), week 4 and week 8 prior to the patient receiving study drug, and at week 12 (or early withdrawal visit).

6.2.7 Work Productivity and Activity Impairment Questionnaire: IBS-D (WPAI: IBS-D)

The WPAI: IBS-D is a tool for quantifying the effects of IBS-D symptoms on absenteeism, presenteeism, work productivity loss, and activity impairment ([Reilly et al 2004](#), Appendix 12.7). Patients will be asked to complete the WPAI-IBS-D questionnaire at the study site at baseline (day 1), week 4 and week 8 prior to the patient receiving study drug, and at week 12 (or early withdrawal visit).

6.2.8 Hospital Anxiety and Depression Scale (HADS)

The HADS will be used to determine the levels of anxiety and depression that a patient is experiencing. The HADS is a 14 item scale that generates ordinal data. Seven of the items

relate to anxiety and 7 relate to depression ([Zigmond and Snaith 1983](#), Appendix 12.8). Patients will be asked to complete the HADS at the study site at baseline (day 1) and week 4 prior to the patient receiving study drug, and at week 12 (or early withdrawal visit).

6.2.9 Healthy Days Core Module (CDC HRQOL-4)

The CDC HRQOL-4 assess a person's perceived health status and activity limitation through 4 questions on that assess self-rated health, numbers of recent days when physical health or mental health was not good and number of recent days with limitations due to poor physical or mental health ([US Department of Health and Human Services, 2000](#)). For the Core Healthy Days Measures, *recent* is defined as during the past 30 days. The CDC HRQOL-4 (Appendix-12.9) will be completed at the study site at baseline (day 1), week 4 and week 8 prior to the patient receiving study drug, and at week 12 (or early withdrawal visit).

6.3 Safety and Tolerability Assessments

All patients who receive study drug will be evaluated for safety. Safety assessments will include monitoring of AEs, clinical laboratory assessments, vital signs measurements, physical examination findings, concomitant medications, and pregnancy tests for women.

6.3.1 Adverse Events

Adverse events occurring during the study will be recorded in an AE eCRF. If AEs occur, the first concern will be the safety of the study participants.

6.3.1.1 Definitions of Adverse Events

An AE is any untoward medical occurrence in a patient or clinical investigation subject administered a pharmaceutical product and that does not necessarily have a causal relationship with this treatment. An AE can therefore be any unfavorable and unintended sign (including an abnormal laboratory finding), symptom, or disease temporally associated with the use of a medicinal (investigational) product, whether or not related to the medicinal (investigational) product. In addition, during the screening period, AEs will be assessed regardless of the administration of a pharmaceutical product.

Note: Adverse events must be collected once informed consent has been obtained, regardless of whether or not the patient has been administered study drug. Progression of treatment

indication including new or worsening of anticipated clinical signs or symptoms, which are collected as clinical efficacy variables and assessed as unequivocally associated with the disease progression and/or lack of efficacy, should NOT be reported as AEs unless the disease progression is greater than anticipated in the natural course of the disease.

Adverse events will be assessed, documented, and recorded in the eCRF throughout the study (i.e., after informed consent has been obtained). At each visit, after the study assessments have been completed, the investigator will begin by querying for AEs by asking each subject a general, non-directed question such as “How have you been feeling since the last visit?” Directed questioning and examination will then be done as appropriate. All reported AEs will be documented in the appropriate eCRF.

Any abnormal laboratory test results (hematology, serum chemistry, or serum lipase) or other safety assessments (e.g., vital sign measurements), including those that worsen from baseline, felt to be clinically significant in the medical and scientific judgment of the investigator are to be recorded as AEs or SAEs. See Section 4.2.1 for specific instructions for monitoring patients with abnormal liver function tests.

However, any clinically significant safety assessments that are associated with the underlying disease, unless judged by the investigator to be more severe than expected for the patient’s condition, are **not** to be reported as AEs or SAEs.

6.3.1.2 Serious Adverse Event:

An SAE is any AE occurring at any dose that results in any of the following outcomes: death, a life-threatening AE, inpatient hospitalization or prolongation of existing hospitalization, a persistent or significant disability/incapacity, or a congenital anomaly/birth defect. Important medical events that may not result in death, be life-threatening, or require hospitalization may be considered an SAE when, based upon appropriate medical judgment, they may jeopardize the patient or subject and may require medical or surgical intervention to prevent one of the outcomes listed in this definition (See Section 6.3.1.4 for procedures for reporting an SAE).

Allergan considers all cancer AEs as SAEs. In addition, Allergan considers any abortion (spontaneous or nonspontaneous) as an SAE.

Pre-planned surgeries or procedures for pre-existing, known medical conditions for which a patient requires hospitalization is not reportable as an SAE. Any pre-planned surgery or procedure should be clearly documented in the site source documents by the medically qualified investigator at the time of the patient's entry into the study. If it has not been documented at the time of the patient's entry into the study, then it should be documented as an SAE and reported to Allergan.

6.3.1.3 Reporting Adverse Events

Any AE must be recorded in the appropriate eCRF.

All AEs that are drug-related and unexpected (not listed as treatment-related in the current Investigator's Brochure) must be reported to the governing Institutional Review Board/Independent Ethics Committee (IRB/IEC) as required by the IRB/IEC, local regulations, and the governing health authorities. Any AE that is marked "ongoing" at the posttreatment visit must be followed up as appropriate.

6.3.1.4 Reporting Serious Adverse Events

Any SAE occurring during the study period (beginning with informed consent) and for at least 30 days after the last dose of study drug must be immediately reported but no later than 24 hours after learning of an SAE. Serious AEs must be reported directly to Allergan in the US and Canada as listed on the Allergan Study Contacts Page and recorded on the SAE form. All subjects with an SAE must be followed up and the outcomes reported. The investigator must supply the sponsor and the IRB/IEC with any additional requested information (e.g., autopsy reports and discharge summaries).

In the event of an SAE, the investigator must:

1. Notify Allergan/INC Research immediately by fax or email using the SAE form (contact details can be found on page 1 of the SAE form); phone numbers and relevant Allergan personnel contacts are also on the front page of protocol and Study Contacts Page.
2. Obtain and maintain in his/her files all pertinent medical records, information, and medical judgments from colleagues who assisted in the treatment and follow-up of the subject.

3. Provide Allergan/INC Research with a complete, written description of the AE(s) on the SAE form describing the event chronologically, including any treatment given (e.g., medications administered, procedures performed) for the AE(s). Summarize relevant clinical information about the event: signs, symptoms, diagnosis, clinical course and relevant clinical laboratory tests, etc. Include any additional or alternative explanation(s) for the causality which includes a statement as to whether the event was or was not related to the use of the investigational drug.

4. Promptly inform the governing IRB/IEC of the SAE as required by the IRB/IEC, local regulations, and the governing health authorities.

6.3.1.5 Assessment of Severity

A clinical determination will be made of the intensity of an AE. The severity assessment for a clinical AE must be completed using the following definitions as guidelines:

Mild	Awareness of sign or symptom, but easily tolerated.
Moderate	Discomfort enough to cause interference with usual activity.
Severe	Incapacitating with inability to work or do usual activity.
Not applicable	In some cases, an AE may be an “all or nothing” finding which cannot be graded.

6.3.1.6 Assessment of Causality

A determination will be made of the relationship (if any) between an AE and the study drug or study procedure, as applicable. A causal relationship is present if a determination is made that there is a reasonable possibility that the AE may have been caused by the drug or study procedure.

If an AE is deemed related to study treatment, the investigator will be asked to further delineate whether the AE was related to the administration procedure (versus the study drug).

Note: a study procedure occurring during the screening/baseline period can include a washout of medication or introduction of a run-in medication or study required diagnostic procedure.

6.3.2 Investigator Required Contact to Patient

6.3.2.1 Investigator Required Contact to Patient for Diary-Confirmed Constipation

As previously noted, the ePRO system will notify the investigator if a patient reports not having a bowel movement for 4 consecutive days (i.e., diary-confirmed constipation). Once notified the investigator must contact the patient to review his/her status as soon as possible. An unscheduled visit to further evaluate the patient's status should be arranged if deemed warranted by the investigator. The decision to continue, interrupt or permanently discontinue study drug will be left to the discretion of the investigator on a patient-by-patient basis.

The investigator should consider permanent discontinuation of study drug should a patient not have a bowel movement for more than 7 consecutive days or have more than one episode of diary-confirmed constipation.

If a decision to permanently discontinue study drug due to diary-confirmed constipation is made, the patient should be brought in immediately for study termination procedures.

6.3.2.2 Investigator Required Contact to Patient for Frequent Use of Loperamide Rescue Medication

During the double-blind Treatment period and the posttreatment period, patients may use loperamide rescue medication for the acute treatment of uncontrolled diarrhea as described in Section 5.9. The ePRO system will notify the investigator of patients requiring >4 unit doses over a continuous 24-hour time period (8 mg/day), >7 unit doses over a continuous 48-hour time period (14 mg over 2 days), or >11 unit doses over a continuous 7-day time period. Once notified the investigator must contact the patient to review his/her status as soon as possible.

An unscheduled visit to further evaluate the patient's status should be arranged if deemed warranted by the investigator. A decision to permanently discontinue study drug due to

excessive use of loperamide rescue medication will be left to the discretion of the investigator on a patient-by-patient basis.

6.3.3 Diary-Confirmed Constipation

In addition to any AEs of constipation reported and documented as described in Section 6.3.1, episodes of constipation will also be prospectively defined based upon patient's daily ePRO diary entries related to bowel movements during the double-blind treatment phase. Specifically, diary-confirmed constipation will be defined as:

- The absence of a bowel movement on 4 consecutive days as confirmed by non-missing ePRO diary entries

Any episodes of diary-confirmed constipation will be identified in real-time and will prompt an ePRO notification to the investigator as previously described in Section 6.3.2.1.

6.3.4 Physical Examinations

Physical examination will consist of a full review of all body systems (excluding rectal and pelvic examinations). Whenever possible, assessments will be made at the same time of day by the same investigator for each patient. Physical examinations will be performed at screening, baseline (day 1), and at week 8, week 12 (end-of-treatment or early withdrawal visit) and week 14 (posttreatment visit). Height will be recorded at the screening visit only. Weight will be measured at baseline (Day 1), week 12, and week 14 (posttreatment follow-up visit).

6.3.5 Vital Signs Measurements

Vital signs measurements (pulse rate, respiration rate, and blood pressure) will be collected at each study visit. Vital signs should be obtained before blood sample collection for laboratory assessments whenever possible. Respiration rate will be measured in breaths per minute.

6.4 Safety Monitoring Committee

No safety monitoring committee will be used for the study.

6.5 Pregnancy

Pregnancy tests will be performed for all women according to local procedures unless they are surgically sterile or there is a documented history of their postmenopausal status. A serum pregnancy test will be performed at screening and urine pregnancy tests will be performed at all other visits through week 12 (or early withdrawal visit), unless a serum pregnancy test is preferred at the discretion of the investigator or if required by local regulations. Additional serum or urine pregnancy tests may be conducted throughout the study in sufficient number, as determined by the investigator or required by local regulation, to establish the absence of pregnancy. If positive, the patient is not eligible to enter or continue in the study.

Any pregnancy that occurs after the first dose of study drug or within 30 days of the last dose of study drug must be immediately reported, but no later than 24 hours, after learning of a pregnancy. Pregnancies must be reported directly to Allergan in the US and Canada, as listed on the Allergan Study Contacts Page and recorded on the Pregnancy Communication Form. Pregnancies in female partners of male patients occurring during the time frame described above must also be reported. The pregnancy will be followed until final outcome using the Pregnancy Notification Form and indicating that it is a follow-up report. The outcome, including any premature termination, must be reported directly to Allergan in the US and Canada. Pregnancy complications and elective terminations for medical reasons must be reported as an AE or SAE. Spontaneous abortions must be reported as an SAE. Any patient that becomes pregnant will be discontinued from the study.

If the patient agrees to have her primary care physician informed, the investigator should notify the patient's primary care physician that she was participating in a clinical study at the time that she became pregnant, and the investigator should provide the details of the treatment that the patient received (blinded or unblinded; [refer to Section 5.6.1 for information on unblinding], as applicable).

6.6 Laboratory Analyses

The contract research organization central laboratory will perform all clinical laboratory tests, except urine pregnancy tests, which will be performed locally at the study site. The details related to sample handling, blood draw amounts, tubes, shipping, address, etc. are available in a separate laboratory manual.

Blood and urine samples for hematology, serum chemistry, serum lipase, and serum and urine pregnancy tests will be prepared using standard procedures.

Hematology and serum chemistry testing will be completed at screening, baseline (day 1), week 4, and all subsequent study visits through week 14 (posttreatment follow-up visit). Serum lipase testing will be performed at screening and baseline (day 1). Unscheduled blood draws for additional serum chemistry testing (lipase specifically) should be completed when possible for any patients with confirmed or suspected AEs of pancreatitis.

In addition, pregnancy tests will be performed for all women according to local procedures unless they are surgically sterile or there is a documented history of their postmenopausal status. A serum pregnancy test will be performed at screening and urine pregnancy tests will be performed at all other study visits through week 12 (or early withdrawal study visit), unless a serum pregnancy test is preferred at the discretion of the investigator or if required by local regulations. The serum pregnancy test will be performed by the central laboratory.

The blood samples will be used for the following tests:

Hematology: white blood cell count with differential, hemoglobin, hematocrit, platelet count, red blood cell count, mean corpuscular volume, mean corpuscular hemoglobin, and mean corpuscular hemoglobin concentration.

Serum Chemistry: albumin, alkaline phosphatase, ALT, AST, blood urea nitrogen, carbon dioxide, calcium (albumin corrected), chloride, creatinine, glucose, lactate dehydrogenase, phosphorus, potassium, sodium, total bilirubin*, and total protein. Serum lipase will be tested at screening and baseline (day 1) only. Thyroid-stimulating hormone will be tested at screening only.

*Note: If total bilirubin values are elevated in a patient who has received at least 1 dose of study drug, fractionated levels will also be determined if possible.

6.7 Sample Collections

The details related to sample collection are provided in a separate laboratory manual.

7 Statistical and Analytical Plan

A statistical analysis plan (SAP) will be prepared and finalized before completion of the study. The plan document will provide further details regarding the definition of analysis variables and methodologies to meet all study objectives.

7.1 Primary Efficacy Endpoints

The primary efficacy endpoint is the proportion of primary composite responders determined over the 12-week double-blind treatment period. A primary composite responder is defined as a patient who meets the daily composite response criteria for at least 50% of days with diary entry during the interval from weeks 1 to 12.

A patient must meet BOTH of the following criteria on a given day to be a daily composite responder:

- **Daily pain response:** WAP score in the past 24 hours improved by $\geq 40\%$ compared to baseline pain (average of daily WAP in the week prior to randomization).
- **Daily stool consistency response:** BSS score < 5 (i.e., score of 1, 2, 3, or 4); or the absence of a bowel movement if accompanied by $\geq 40\%$ improvement in WAP compared to baseline pain.

To be eligible to be a primary composite responder, a patient must have a minimum of 60 days of diary entries, including partial entries, over the interval from weeks 1 to 12. A partial diary entry consists of any of 3 data components: BSS score, WAP score, and bowel movement frequency. Partial entries will be used to determine whether or not a patient is a daily responder. Any patient with fewer than 60 days of diary entry will be considered a non-primary composite responder, including patients in the ITT analysis who recorded no post-baseline diary data.

7.2 Secondary Efficacy Endpoints

The following are the secondary efficacy endpoints:

- Proportion of stool consistency responders: defined as patients who meet the daily stool consistency response criteria (as defined in Section 7.1) for $\geq 50\%$ of days with diary entries over a certain time period. This endpoint is defined for the 12-week treatment period, and for each 4-week interval (weeks 1 to 4, 5 to 8, and 9 to 12). For the weeks 1 to 12 time period, the $\geq 50\%$ requirement is the same as specified for the primary efficacy endpoint in Section 7.1. For each of the 4-week periods, a responder must have a minimum of 20 days of diary entries over the 4 weeks.
- Proportion of pain responders: defined as patients who meet the daily pain response criteria (as defined in Section 7.1) for $\geq 50\%$ of days with diary entries over a certain time period. This endpoint is defined for the 12-week treatment period, and each 4-week interval (weeks 1 to 4, 5 to 8, and 9 to 12). For the weeks 1 to 12 time period, the $\geq 50\%$ requirement is the same as specified for the primary efficacy endpoint in Section 7.1. For each of the 4-week periods, a responder must have a minimum of 20 days of diary entries over the 4 weeks.
- Proportion of monthly composite responders: defined as patients who meet the daily composite response criteria (as defined in Section 7.1) for at least 50% of days with diary entry for a minimum of 20 days during each 4-week interval (weeks 1 to 4, 5 to 8, and 9 to 12).

7.3 Additional Endpoints

- Change from baseline in WAP for each weekly interval of the 12-week treatment period. [Note: the average WAP in the week prior to randomization is the baseline value.]
- Proportion of patients with at least 50% and at least 75% urgency-free (number of urgency episode=0) days over the 12-week treatment period and for each 4-week interval (weeks 1 to 4, 5 to 8, and 9 to 12) of the treatment period.
- Proportion of responders based on weekly composite responder definitions, analyzed by 2 methods:
 - Proportion of daily composite responders on ≥ 4 days for each of the weekly intervals of the 12-week treatment period. [Note: use the same definition of daily responder as provided in Section 7.1].

- Proportion of weekly composite responders defined as patients with average WAP improvement of $\geq 40\%$ from average WAP during week of baseline and $\geq 50\%$ reduction of number of days with BSS of 6/7 comparing the number of days during the baseline week for each weekly interval of the 12-week treatment period.
- Proportion of patients who meet the weekly composite responder criteria for ≥ 6 weeks of the 12-week treatment period.

[Note: A patient must have a minimum of 4 days of diary entries to be eligible to be a weekly composite responder.]

- Proportion of pain responders with $\geq 30\%$ and $\geq 50\%$ improvement in WAP from baseline over 12 weeks of treatment and for each 4-week interval (weeks 1 to 4, 5 to 8, and 9 to 12) of the 12-week treatment period.
- Abdominal discomfort: change from baseline in the weekly average of the daily abdominal discomfort scores for each weekly interval during the 12-week treatment period.
- Bloating: change from baseline in the weekly average of the daily abdominal bloating scores for each weekly interval during the 12-week treatment period.
- Bowel movement frequency: average of daily number of bowel movements for each weekly interval of treatment during the 12-week treatment period.
- Fecal incontinence: weekly number of bowel incontinence episodes during the 12-week treatment period.
- Weekly number of incontinence-free days during the 12-week treatment period.
- Urgency: weekly average number of urgency episodes per day during the 12-week treatment period.
- Proportion of IBS adequate relief (IBS-AR) responders over 12 weeks: defined as patients with a weekly response of “Yes” to adequate relief of their IBS symptoms for at least 50% of the weeks during the 12-week treatment period.

- Treatment satisfaction: change from baseline (day 1) for each weekly interval during the 12-week treatment period and over 12 weeks of treatment.
- HADS: change from baseline (day 1) at week 4 and week 12 for each of the 2 domains (anxiety and depression).
- Degree of relief of IBS symptoms change from baseline (day 1) at each weekly interval during the 12-week treatment period.
- Proportion of patients who use loperamide rescue medication for each weekly interval and during the 12-week treatment period.
- Mean total unit doses of loperamide rescue medication used for each weekly interval and during the 12-week treatment period.

7.4 Health Economics and Outcomes Research (HEOR) Endpoints

The following are HEOR endpoints:

- Work Productivity and Activity Impairment (WPAI) change from baseline (day 1) at each of the study visits (weeks 4, 8, and 12) by domain: (1) Absenteeism (work time missed); (2) Presenteeism (productivity at work); (3) Overall Work Productivity Loss (Absenteeism plus Presenteeism); and (4) Daily Activity Impairment.
- EQ-5D health questionnaire change from baseline (day 1) for weeks 4, 8, and 12.
- CDC HRQOL-4 changes from baseline (day 1) for weeks 4, 8, and 12

7.5 Sample Size Calculations

Assuming a placebo response for the primary efficacy endpoint, composite response in pain and stool consistency rate at 12 weeks, of 13% and an approximate 14% treatment effect of eluxadoline over placebo, a sample size of 340 patients is required (1:1 randomization ratio, eluxadoline: placebo, 170 patients per arm). (From the Integrated Summary of Efficacy Report, patients refractory to loperamide in the pooled studies IBS 3001 and 3002 had 13% and 27% composite response in pain and stool consistency rates in the placebo and eluxadoline groups, respectively. This set of response rates are the same when using 40%

WAP improvement to replace the 30% in the primary efficacy composite responder criteria.) This sample size will have approximately 90% power to detect the difference of the primary efficacy endpoint response proportion between eluxadoline and placebo using a 2-sided chi-square test at a significance level of 0.05.

7.6 Analysis Sets

The following analysis sets will be used in the statistical analyses.

Intent-to-Treat Population (ITT): The ITT population will include all randomized patients. Patient disposition, demographics, and baseline characteristics and efficacy and HEOR data will be analyzed on the ITT population. Patients will be analyzed according to their randomization assignment, regardless of the actual treatment received. In this study, only randomized patients are considered as enrolled.

Safety Population: The Safety Population will include all patients enrolled who received at least 1 dose of study drug. Safety data will be analyzed using the safety population. Patients will be grouped and analyzed according to the treatment they will actually receive.

7.7 Statistical Analysis Methodology

Statistical analysis will be performed using SAS[®] software (SAS Institute, Inc, Cary, North Carolina) Version 9.3 or later. Continuous variables will be summarized using mean, standard deviation, median, minimum value, and maximum value. Categorical variables will be summarized using frequency counts and percentages. Data will be listed in patient listings.

All statistical tests will be 2-sided at significance level of 0.05.

No adjustment for the multiplicity of the endpoints will be performed since there is only a primary efficacy endpoint and no interim analyses have been planned.

Statistical analysis and methodologies will be briefly discussed in sections below. All details of the statistical analyses, methods, and missing data handling strategy will be described in the study SAP.

7.7.1 Analysis of Primary Efficacy Endpoint

The primary study analysis will be to evaluate the proportions of primary composite responders (defined in Section 7.1) over 12 weeks of treatment between the eluxadoline and placebo groups. These 2 proportions are represented as $\pi_{\text{eluxadoline}}$ and π_{Placebo} . The primary hypotheses for this study are described below:

$$H_0: \pi_{\text{eluxadoline}} - \pi_{\text{Placebo}} = 0$$

Vs

$$H_A: \pi_{\text{eluxadoline}} - \pi_{\text{Placebo}} \neq 0$$

The numbers of responder and non-responder patients and corresponding percentages will be summarized and presented in a summary table by treatment group. Treatment effect will be assessed using the chi-square test.

As supportive analysis, the primary endpoint will be analyzed using logistic regression model that will include treatment group as a factor and baseline pain score and stool consistency score as covariates.

7.7.2 Analysis of Secondary Efficacy Endpoint

The proportions of stool consistency responders and pain responders (defined in Section 7.2) over the 12-week treatment period and at each 4-week interval (weeks 1 to 4, 5 to 8, and 9 to 12) will be analyzed similar to the primary endpoint analysis.

The proportion of monthly composite responders (defined in Section 7.2) at each 4-week interval (weeks 1 to 4, 5 to 8, and 9 to 12) will be analysed similar to the primary endpoint analyses.

7.7.3 Analysis of Additional Endpoints and HEOR Endpoints

All additional and HEOR endpoints listed in Section 7.3 will be analyzed based on their data type: continuous or binary.

Continuous endpoints will be summarized using descriptive statistics (n, mean, standard deviation, median, minimum, and maximum) at each assessment interval. The mixed-effect

model for repeated measures method will be used to analyze these endpoints with treatment group as the factor and baseline endpoint values as covariate.

Binary additional analysis endpoints will be analyzed using the same statistical methods for the primary efficacy endpoint, as described in Section [7.7.1](#).

Additional exploratory analyses on this set of endpoints will be described in the study SAP as appropriate.

7.7.4 Safety Analyses

All safety endpoints will be summarized by treatment group using the safety population.

Descriptive statistics will be used to summarize safety endpoints which include AEs, clinical laboratory parameters, vital signs, physical examination, and concomitant medications.

Adverse events will be coded using Medical Dictionary for Regulatory Activities (MedDRA, Version 19.0 or later). Adverse events will be summarized by primary system organ class and preferred term for each treatment group. This summary includes all treatment-emergent AEs recorded from first dose of study treatment up to the posttreatment follow-up. Tables of fatal AEs, serious AEs, and AEs leading to withdrawal from study will be summarized by treatment group. Treatment-emergent AEs by severity and relationship to study drug will be summarized by treatment group.

Clinical laboratory parameter will be summarized descriptively by treatment group at each time point during the study. Shift tables will be provided for selected laboratory parameters.

Vital signs, physical examinations, and concomitant medications will be summarized descriptively for each treatment group.

7.7.5 Subgroup Analysis

Subgroup analysis for the primary and secondary efficacy endpoints by demographic and baseline characteristics and other potential prognostic factors may also be performed. In addition, summary table for AEs may be made for each subgroup. Details will be specified in the study SAP.

7.7.6 Other Analyses

Not applicable.

7.7.7 Interim Analyses

There will be no interim analysis for this study.

7.8 Handling of Missing Data

Based upon interactive voice response compliance data from the completed Phase 3 trials in patients with IBS-D, we are anticipating on the order of 15% to 20% missed ePRO diary entry days for those patients who have not discontinued. For this study, missed daily ePRO diary entries will not be considered as protocol violations. Adequacy of non-missing diary entries for each study endpoint has been defined specifically in the primary, secondary, and additional endpoints sections of this protocol; patients will be considered as non-responders for the corresponding endpoints if the adequacy criteria are not met.

Detailed missing data strategies will be defined in the study SAP.

7.9 Data Quality Assurance

To ensure compliance with Good Clinical Practice (GCP) and all applicable regulatory requirements, Allergan may conduct a quality assurance audit of the site records and regulatory agencies may conduct a regulatory inspection at any time during or after the study. In the event of an audit or inspection, the investigator (and institution) must agree to grant the auditor(s) and inspector(s) direct access to all relevant documents and to allocate their time and the time of their staff to discuss any findings/relevant issues.

7.9.1 Data Management

As part of the responsibilities assumed by participating in the study, the principal investigator or subinvestigator agrees to maintain adequate case histories for the patients treated as part of the research under this protocol. The investigator agrees to maintain source documentation as part of the case histories. These source documents may include patient's medical records, hospital charts, clinic charts, the investigator's patient study files, patient diaries, as well as diagnostics tests such as laboratory reports, etc.

Allergan/INC Research will supply the eCRF.

The principal investigator or designee(s) must enter study data required by the protocol into an electronic data capture (EDC) system. All eCRF fields are to be filled in. If an item is not available or is not applicable, this fact should be indicated. Blank fields should not be present unless otherwise directed. The analysis data sets will be a combination of these data and data from other sources (e.g., laboratory data).

Guidelines for completion of eCRFs will be reviewed with study site personnel at the investigators' meeting/site initiation visits. The principal investigator is responsible for approval of the entered/corrected data. The eCRF responsibilities of the site personnel will be documented on the site delegation log, which will be collected at the closeout visits. Principal investigators or designees must review and approve the data before database lock.

The clinical research associate will visit each study site, at a frequency documented in the monitoring plan, to review eCRFs for completeness and accuracy. Any discrepancies found between source documents and completed eCRFs will be entered as a discrepancy in the EDC system by the clinical research associate. Appropriate study site personnel should then address those discrepancies in the EDC system. Uniform procedures for eCRF correction (queries) will be discussed at the investigators' meeting and during the study site initiation visits.

Data from eCRFs and other external data sources will be entered into a clinical database as specified in the data management plan. Quality control and data validation procedures will be applied to ensure the validity and accuracy of the clinical database.

Computerized and manual procedures should be used to review and check data from eCRFs and data from other external sources for omissions, apparent errors, and values that may require further clarification. Data queries requiring clarification should be documented, and the study site should be requested to review and resolve the queries. Only authorized personnel can make corrections to the clinical database, and all corrections should be documented in an audit trail. A quality assurance audit should be performed before database lock.

After database lock, each study site will receive a CD-ROM containing all of their site-specific eCRF data as entered into EDC for the study, including full discrepancy and

audit history. Additionally, a CD-ROM copy of all of the study site's data from the study will be created and sent to the sponsor for storage.

8 Ethics

8.1 Independent Ethics Committee or Institutional Review Board

The US federal regulations (and applicable local country regulations) and the International Council for Harmonisation (ICH) guidelines require that approval be obtained from an IRB/IEC before participation of human patients in research studies. Before study onset, the protocol, informed consent, advertisements to be used for the recruitment of study patients, and any other written information regarding this study to be provided to the patient or the patient's legal guardian must be approved by the IRB/IEC. Documentation of all IRB/IEC approvals and of the IRB/IEC compliance with ICH harmonised tripartite guideline E6(R1): GCP will be maintained by the site and will be available for review by the sponsor or its designee.

All IRB/IEC approvals should be signed by the IRB/IEC chairman or designee and must identify the IRB/IEC name and address, the clinical protocol by title or protocol number or both, and the date approval or a favorable opinion was granted.

The principal investigator or subinvestigator is responsible for providing written summaries of the progress and status of the study at intervals not exceeding 1 year or otherwise specified by the IRB/IEC. The principal investigator or subinvestigator must promptly supply the sponsor or its designee, the IRB/IEC, and, where applicable, the institution, with written reports on any changes significantly affecting the conduct of the study or increasing the risk to patients.

8.2 Ethical Conduct of the Study

The study will be performed in accordance with the ethical principles that have their origin in the Declaration of Helsinki, ICH GCP, and all applicable regulations.

8.3 Patient Information and Consent

A written informed consent in compliance with US Title 21 Code of Federal Regulations (CFR) Part 50 (and applicable local country regulations) shall be obtained from each patient before entering the study or performing any unusual or nonroutine procedure that involves risk to the patient. An informed consent template may be provided by the sponsor to investigative sites. If any institution-specific modifications to study-related procedures are proposed or made by the site, the consent should be reviewed by the sponsor or its designee or both before IRB/IEC submission. Once reviewed, the consent will be submitted by the investigator to his or her IRB/IEC for review and approval before the start of the study. If the ICF is revised during the course of the study, all active participating patients must sign the revised form, if applicable, especially if the rights, well-being, and the safety of the patient are impacted by the revision.

Before recruitment and enrollment, each prospective patient will be given a full explanation of the study and be allowed to read the approved ICF. Once the investigator is assured that the patient understands the implications of participating in the study, the patient will be asked to give consent to participate in the study by signing the ICF.

The investigator shall retain the signed original ICF(s) and give a copy of the signed original form to the patient.

9 Investigator's Obligations

The following administrative items are meant to guide the investigator (principal investigator or subinvestigator) in the conduct of the study but may be subject to change based on industry and government standard operating procedures, working practice documents, or guidelines. Changes will be reported to the IRB/IEC but will not result in protocol amendments.

9.1 Confidentiality

All laboratory specimens, evaluation forms, reports, and other records will be identified in a manner designed to maintain patient confidentiality. All records will be kept in a secure storage area with limited access. Clinical information will not be released without the written permission of the patient, except as necessary for monitoring and auditing by the sponsor, its designee, the local regulatory authorities, or ethics committees.

The principal investigator or subinvestigator and all employees and coworkers involved with this study may not disclose or use for any purpose other than performance of the study any data, record, or other unpublished, confidential information disclosed to those individuals for the purpose of the study. Prior written agreement from the sponsor or its designee must be obtained for the disclosure of any said confidential information to other parties.

9.2 Study Reporting Requirements

By participating in this study, the principal investigator or subinvestigator agrees to submit reports of SAEs according to the timeline and method outlined in the protocol. In addition, the principal investigator or subinvestigator agrees to submit annual reports to his/her IRB/IEC as appropriate.

9.3 Financial Disclosure and Obligations

Principal investigators or subinvestigators are required to provide financial disclosure information to allow the sponsor to submit the complete and accurate certification or disclosure statements required under 21 CFR 54 (and applicable local country regulations). In addition, the investigator (principal investigator or any subinvestigators) must provide to

the sponsor a commitment to promptly update this information if any relevant changes occur during the course of the investigation and for 1 year following the completion of the study.

Neither the sponsor nor INC Research is financially responsible for further testing or treatment of any medical condition that may be detected during the screening process. In addition, in the absence of specific arrangements, neither the sponsor nor INC Research is financially responsible for further treatment of the patient's disease.

9.4 Investigator Documentation

Prior to beginning the study, the investigator will be asked to comply with ICH E6(R1) 8.2, 21 CFR (Parts 50, 54, 56, and 312), and applicable local country regulations by providing the following essential documents, including but not limited to:

- An original investigator-signed investigator agreement page of the protocol
- An IRB/IEC approved informed consent, samples of site advertisements for recruitment for this study, and any other written information regarding this study that is to be provided to the patient
- IRB/IEC approval
- Form FDA 1572, fully executed, and all updates on a new fully executed Form FDA 1572
- Laboratory certifications and normal ranges for any local laboratories used by the site, in accordance with 42 CFR 493
- Curriculum vitae (CV) for the principal investigator and each subinvestigator listed on Form FDA 1572. Current licensure must be noted on the CV or a copy of current licensure provided along with the CV. They will be signed and dated by the principal investigators and subinvestigators, indicating that they are accurate and current
- Financial disclosure information to allow the sponsor to submit complete and accurate certification or disclosure statements required under 21 CFR 54. In addition, the investigators must provide to the sponsor a commitment to promptly update this information if any relevant changes occur during the course of the investigation and for 1 year after the completion of the study.

9.5 Study Conduct

The principal investigator agrees that the study will be conducted according to the principles of ICH E6(R1). The principal investigator will conduct all aspects of this study in accordance with all national, state, and local laws or regulations. Study information from this protocol will be posted on publicly available clinical trial registers before enrollment of patients begins.

9.6 Adherence to Protocol

The investigator agrees to conduct the study as outlined in this protocol in accordance with ICH E6(R1) and all applicable guidelines and government regulations.

9.7 Adverse Events and Study Report Requirements

By participating in this study, the principal investigator or subinvestigator agrees to submit reports of SAEs according to the time line and method outlined in the protocol. In addition, the investigator agrees to submit annual reports to the study site IRB/IEC as appropriate.

9.8 Investigator's Final Report

Upon completion of the study, the investigator, where applicable, should inform the institution; the investigator/institution should provide the IRB/IEC with a summary of the study's outcome and the sponsor and regulatory authority(ies) with any reports required.

9.9 Records Retention

Essential documents should be retained until at least 2 years after the last approval of a marketing application in an ICH region and until there are no pending or contemplated marketing applications in an ICH region or at least 2 years have elapsed since the formal discontinuation of clinical development of the study drug. These documents should be retained for a longer period, however, if required by the applicable regulatory requirements or by an agreement with the sponsor. It is the responsibility of the sponsor to inform the principal investigator or subinvestigator/institution as to when these documents no longer need to be retained.

9.10 Publications

After completion of the study, the data may be considered for reporting at a scientific meeting or for publication in a scientific journal. In these cases, the sponsor will be responsible for these activities and will work with the investigators to determine how the manuscript is written and edited, the number and order of authors, the publication to which it will be submitted, and other related issues. The sponsor has final approval authority over all such issues.

Data are the property of the sponsor and cannot be published without prior authorization from the sponsor, but data and publication thereof will not be unduly withheld.

10 Study Management

10.1 Monitoring

10.1.1 External Data Monitoring Committee

There will not be an external data monitoring committee for this study.

10.1.2 Monitoring of the Study

The clinical research associate, as a representative of the sponsor, has the obligation to follow the study closely. In doing so, the clinical research associate will visit the principal investigator or subinvestigator at periodic intervals, in addition to maintaining necessary telephone and letter contact. The monitor will maintain current personal knowledge of the study through observation, review of study records and source documentation, and discussion of the conduct of the study with the principal investigator or subinvestigator and study site personnel.

All aspects of the study will be carefully monitored, by the sponsor or its designee, for compliance with applicable government regulation with respect to current ICH E6(R1) and current standard operating procedures.

10.1.3 Inspection of Records

Principal investigators or subinvestigators and institutions involved in the study will permit study-related monitoring, audits, IRB/IEC review, and regulatory inspections by providing direct access to all study records. In the event of an audit, the principal investigator or subinvestigator agrees to allow the sponsor, representatives of the sponsor, or a regulatory agency (e.g., FDA or other regulatory agency) access to all study records.

The principal investigator or subinvestigator should promptly notify the sponsor and INC Research of any audits scheduled by any regulatory authorities and promptly forward copies of any audit reports received to the sponsor.

10.2 Management of Protocol Amendments and Deviations

10.2.1 Modification of the Protocol

Any changes in this research activity, except those necessary to remove an apparent, immediate hazard to the patient, must be reviewed and approved by the sponsor or its designee. Amendments to the protocol must be submitted in writing to the principal investigator's or subinvestigator's IRB/IEC for approval before patients are enrolled into an amended protocol.

10.2.2 Protocol Violations and Deviations

The principal investigator or subinvestigator or designee must document and explain in the patient's source documentation any deviation from the approved protocol. The principal investigator or subinvestigator may implement a deviation from, or a change of the protocol to eliminate an immediate hazard to study patients without prior IRB/IEC approval. As soon as possible after such an occurrence, the implemented deviation or change, the reasons for it, and any proposed protocol amendments should be submitted to the IRB/IEC for review and approval, to the sponsor for agreement, and to the regulatory authorities, if required.

A deviation from the protocol is an unintended and/or unanticipated departure from the procedures or processes approved by the sponsor and the IRB/IEC and agreed to by the principal investigator or subinvestigator. Deviations usually have an impact on individual patients or a small group of patients and do not involve inclusion/exclusion or primary endpoint criteria.

A protocol violation occurs when there is nonadherence to the protocol that results in a significant, additional risk to the patient, when the patient or principal investigator or subinvestigator has failed to adhere to significant protocol requirements (e.g., inclusion/exclusion criteria) and the patient was enrolled without prior sponsor approval, or when there is nonadherence to federal regulations and/or ICH E6(R1) guidelines.

Protocol violations and deviations will be documented by the clinical research associate throughout the course of monitoring visits. Principal investigators will be notified in writing by the clinical research associate of deviations. Investigators should notify their IRB/IEC of all protocol violations and deviations in a timely manner.

10.3 Study Termination

Although Allergan has every intention of completing the study, Allergan reserves the right to discontinue the study at any time for clinical or administrative reasons.

The end of the study is defined as the date on which the last patient completes the last visit (includes follow-up visit).

10.4 Final Report

Whether the study is completed or prematurely terminated, the sponsor will ensure that the clinical study report is prepared and provided to the regulatory agency(ies) as required by the applicable regulatory requirement(s). The sponsor will also ensure that the clinical study report in marketing applications meet the standards of the ICH harmonised tripartite guideline E3: Structure and content of clinical study reports.

Where required by applicable regulatory requirements, an investigator signatory will be identified for the approval of the clinical study report. The investigator will be provided reasonable access to statistical tables, figures, and relevant reports and will have the opportunity to review the complete study results.

Upon completion of the clinical study report, the sponsor will provide the investigator with the full summary of the study results. The investigator is encouraged to share the summary results with the study patients, as appropriate. The study results will be posted on publicly available clinical trial registers.

11 Reference List

US Department of Health and Human Services, Food and Drug Administration, Center for Drug Evaluation and Research (CDER), Center for Biologics Evaluation and Research (CBER). Guidance for Industry – Drug-Induced Liver Injury: Premarketing Clinical Evaluation. July 2009. Available at: <http://www.fda.gov/downloads/Drugs/GuidanceComplianceRegulatoryInformation/Guidances/UCM174090.pdf>.

Drossman DA. The functional gastrointestinal disorders and the Rome III process. *Gastroenterology*. 2006;130(5):1377-90.

Efskind PS, Bernklev T, Vatn MH. A double-blind placebo-controlled trial with loperamide in irritable bowel syndrome. *Scand J Gastroenterol*. 1996;31(5):463-8.

Eluxadoline [Investigator's Brochure] Forest Pharmaceuticals Inc. Cincinnati (Ohio); 03/2016.

EuroQol Group. EuroQol--a new facility for the measurement of health-related quality of life. *Health Policy*. 1990;16(3):199-208.

Lembo AJ, Lacy BE, Zuckerman MJ, Schey Ret al. Eluxadoline for irritable bowel syndrome with diarrhea. *N Engl J Med*. 2016;374(3):242-53.

Longstreth GF, Thompson WG, Chey WD, et al. Functional bowel disorders. *Gastroenterology* 2006;130(5):1480-91.

Loperamide [package insert]. Teva Pharmaceuticals Inc, North Wales(PA); 01/2015.

Lovell RM, Ford AC. Global prevalence of and risk factors for irritable bowel syndrome: a meta-analysis. *Clin Gastroenterol Hepatol*. 2012;10(7):712-721.e4.

Reilly MC, Bracco A, Ricci JF, et al. The validity and accuracy of the Work Productivity and Activity Impairment questionnaire—irritable bowel syndrome version (WPAI: IBS). *Aliment Pharmacol Ther*. 2004;20(4):459-67.

Talley NJ. Evaluation of drug treatment in irritable bowel syndrome. *Br J Clin Pharmacol*. 2003;56(4):362-9.

Allergan

Eluxadoline

CMO-US-GI-0429

12 Aug 2016

Thompson WG, Longstreth GF, Drossman DA, et al. Functional bowel disorders and functional abdominal pain. *Gut*. 1999;45(Suppl 2):1143-7.

US Department of Health and Human Services, Centers for Disease Control and Prevention, National Center for Chronic Disease Prevention and Health Promotion, Division of Adult and Community Health. Measuring Healthy Days, Population Assessment of Health-Related Quality of Life. Atlanta, GA: November 2000. Available at: <http://www.cdc.gov/hrqol/pdfs/mhd.pdf>.

VIBERZI [package insert]. Forest Pharmaceuticals Inc. Cincinnati (Ohio); 05/2015.

Xifaxan [package insert]. Salix Pharmaceuticals Inc. Morrisville (NC); 05/2015.

Zigmond AS, Snaith RP. The hospital anxiety and depression scale. *Acta Psychiatr Scand*. 1983;67(6):361-70.

12 Appendices

12.1 Appendix: Schedule of Visits and Procedures

Table 12–1 Schedule of Visits and Procedures – Screening and Pretreatment

	Period	Screening	Pretreatment
	Week	-4	-3
Study Procedures:			
Informed consent ^a		X	
Inclusion/exclusion criteria		X	X ^g
Demographics		X	
Medical history including history related to IBS		X	X
Prior IBS-D symptom management ^b		X	
Height		X	
Vital signs ^c		X	X
Physical examination ^d		X	
Pregnancy test ^e		X	
Thyroid-stimulating hormone test		X	
Serum lipase testing		X	
Serum chemistry, hematology		X	
BSS, abdominal pain and abdominal bloating scores, bowel functioning ^f			X
Instruct patients on ePRO diary			X ^h

Abbreviations: BSS, Bristol Stool Scale; IBS, irritable bowel syndrome; IBS-D, irritable bowel syndrome with diarrhea; ePRO, electronic patient-reported outcome

- a The informed consent form must be signed before any study procedure is performed.
- b Any medications for treatment of IBS-D (prescription or over-the-counter) taken within 12 months, and any dietary or lifestyle modifications in the prior 12 months for management of IBS-D, will be collected.
- c Vital signs will consist of pulse, respiratory rate, and blood pressure.
- d Physical examination will consist of a full review of all body systems (excluding rectal and pelvic examinations). Whenever possible, assessments will be made at the same time of day by the same investigator for each patient.
- e A serum pregnancy test will be performed for all women according to local procedures unless they are surgically sterile or there is a documented history of their postmenopausal status. If pregnancy test is positive, the patient is not eligible to enter the study.
- f Patients will be required to access an ePRO diary each evening, preferably at the same time each day, to record their daily stool consistency score (on a 1 to 7 scale, BSS), their worst abdominal pain and abdominal bloating in the past 24 hours (both on 0 to 10 scales), and to report information related to their bowel functioning (bowel movement frequency and urgency and episodes of incontinence) and loperamide rescue medication use for acute treatment of uncontrolled diarrhea.
- g Inclusion/exclusion criteria requirements will be re-verified at pretreatment. Verification of inclusion/exclusion criteria related to patient's ePRO data entries will be made by the ePRO system at the time of randomization.
- h Patients will be instructed on the importance of the ePRO diary to record their IBS-D symptoms and information related to their bowel functioning (bowel movement frequency and urgency and episodes of incontinence). Additionally, patients will be instructed on recording their use of loperamide rescue medication for the acute treatment of uncontrolled diarrhea in the ePRO diary.

Table 12–2 Schedule of Visits and Procedures – Treatment Phase

Phase:	Baseline	Double-Blind Treatment			Post-Treatment
Week:	Day 1	4	8	12 (End of Treatment/Early Withdrawal) ^k	14
Visit Window:	-	± 3 days	± 3 days	± 3 days	± 5 days
Study Procedures:					
Study Drug Administration					
Randomization ^a	X				
Dispense study drug ^b	X	X	X		
Drug accountability		X	X	X	
Safety/Efficacy/Patient-Reported Outcomes					
IBS-D daily symptoms (BSS, WAP, abdominal discomfort, bloating, bowel symptoms[frequency, urgency, incontinence]) ^c	X	X	X	X	
EQ-5D ^d	X	X	X	X	
CDC HRQOL-4 ^d	X	X	X	X	
WPAI: IBS-D ^d	X	X	X	X	
HADS ^d	X	X		X	
Body weight	X			X	X
Vital signs ^e	X	X	X	X	X
Physical examination ^f	X		X	X	X
Serum lipase testing	X				
Serum chemistry, hematology	X	X	X	X	X
Pregnancy test ^g	X	X	X	X	
Ongoing Review					
Concomitant therapy ^h	X	X	X	X	X
Adverse events ⁱ	X	X	X	X	X
Review electronic diary notifications ^j	X	X	X	X	

Abbreviations: AE, adverse event; BID, twice daily; BSS, Bristol Stool Scale; CDC HRQOL-4- Healthy Days Core Module; ePRO, electronic patient-reported outcome; EQ-5D, EuroQoL-5 Dimension; IBS, irritable bowel syndrome; IBS-D, irritable bowel syndrome with diarrhea; IxRS, interactive response system; HADS, Hospital Anxiety and Depression Scale WAP, worst abdominal pain; WPAI: IBS-D, Work Productivity and Impairment questionnaire: Irritable Bowel Syndrome with Diarrhea.

- a Patients who are compliant in completing the ePRO diary on a daily basis on at least 5 of the 7 days during the week prior to randomization AND on at least 10 of the 14 days during the 2 weeks prior to randomization, have an average of WAP score in the past 24 hours of >3.0 on a 0 to 10 scale over the week prior to randomization, have an average daily stool consistency score (BSS) of ≥ 5.5 and at least 5 days with a BSS score ≥ 5 on a 1 to 7 scale over the week prior to randomization, and who have not used any loperamide rescue medication in the 2 weeks prior to randomization will be eligible for participation and randomization into the double-blind treatment phase (i.e., all 4 diary conditions must be met to qualify for randomization).
- b Eligible patients will be dispensed drug in accordance with their randomly assigned treatment (eluxadoline 100 mg BID or placebo BID). Study drug should not be dispensed at the baseline visit until all other procedures have been performed. Sufficient supplies will be distributed to ensure compliance through the next study visit.
- c Patients will be required to access an ePRO diary each evening, preferably at the same time each day, to record their daily stool consistency score (on a 1 to 7 scale, BSS), their WAP and abdominal bloating in the past 24 hours (both on 0 to 10 scales), and to report information related to their bowel functioning (bowel movement frequency and urgency and episodes of incontinence) and loperamide rescue medication use. (X's on the Schedule of Visits and Procedures are intended to remind investigators that this will be an ongoing activity and does not necessarily imply actions to be taken at each visit.)
- d Completed during the patient's scheduled visit at the study site and should be completed at the beginning of the study visit before all other evaluations, especially discussion of AEs or the patient's medical condition.
- e Vital signs will consist of pulse, respiratory rate, and blood pressure.
- f Physical examination will consist of a full review of all body systems (excluding rectal and pelvic examinations). Whenever possible, assessments will be made at the same time of day by the same investigator for each patient.
- g Pregnancy tests will be performed for all women according to local procedures unless they are surgically sterile or there is a documented history of their postmenopausal status. A serum pregnancy test will be performed at screening and urine pregnancy tests will be performed at all other visits through Week 12 (or early withdrawal visit), unless a serum pregnancy test is preferred at the discretion of the investigator or if required by local regulations. Additional serum or urine pregnancy tests may be conducted throughout the study in sufficient number, as determined by the investigator or required by local regulation, to establish the absence of pregnancy. If positive, the patient is not eligible to enter or continue in the study.
- h Concomitant therapy includes all medications taken after the patient receives the first dose of study drug through the follow-up visit. Additionally, the use of loperamide rescue medication for the acute treatment of uncontrolled diarrhea should be recorded by the patient in the ePRO diary during the 12 weeks of the double-blind treatment phase.
- i To be monitored throughout the study beginning from the time the patient receive the first dose of study drug through the week 14 follow-up visit (or early withdrawal visit for patients who discontinue from the study before week 12). Any clinically significant abnormalities persisting at the end of the study will be followed until the AE has resolved or until the AE is no longer considered to be of clinical significance.

- j ePRO notifications will be reviewed by the investigator on an ongoing basis to assess patient compliance in completing the ePRO diary and to monitor the occurrence of diary-confirmed constipation (as defined by absence of bowel movements on 4 consecutive days) and the use of excessive loperamide rescue medication for acute treatment of uncontrolled diarrhea. In response to an ePRO notification for constipation or excessive loperamide rescue medication use, the investigator must contact the patient to review his/her status as soon as possible. An unscheduled visit to further evaluate the patient's status should be arranged if deemed warranted by the investigator.
- k End-of-treatment/early withdrawal evaluations will be performed for patients who complete the study through week 12 or who are withdrawn from the study. A patient who discontinues the study drug should return to the study site to complete the early withdrawal assessments as soon as possible after stopping the study drug.

12.2 Appendix: Rome III Diagnostic Criteria for IBS for a Definition of IBS and Subtyping by Predominant Stool Pattern

C1. Irritable Bowel Syndrome

*Diagnostic criterion**

Recurrent abdominal pain or discomfort** at least 3 days/month in the last 3 months associated with *two or more* of the following:

1. Improvement with defecation
2. Onset associated with a change in frequency of stool
3. Onset associated with a change in form (appearance) of stool

* Criterion fulfilled for the last 3 months with symptom onset at least 6 months prior to diagnosis

** “Discomfort” means an uncomfortable sensation not described as pain.

In pathophysiology research and clinical trials, a pain/discomfort frequency of at least 2 days a week during screening evaluation is recommended for subject eligibility.

Subtyping IBS by Predominant Stool Pattern (Longstreth et al, 2006)

1. IBS with constipation (IBS-C)—hard or lumpy stools^a $\geq 25\%$ and loose (mushy) or watery stools^b $< 25\%$ of bowel movements.^c
2. IBS with diarrhea (IBS-D)—loose (mushy) or watery stools^b $\geq 25\%$ and hard or lumpy stool^a $< 25\%$ of bowel movements.^c
3. Mixed IBS (IBS-M)—hard or lumpy stools^a $\geq 25\%$ and loose (mushy) or watery stools^b $\geq 25\%$ of bowel movements.^c
4. Unsubtyped IBS—Insufficient abnormality of stool consistency to meet criteria for IBS-C, D, or M.^c

Note. To subtype patients according to bowel habit for research or clinical trials, the following subclassification may be used (see Figure 1). The validity and stability of such subtypes over time is unknown and should be the subject of future research.

^aBristol Stool Form Scale 1–2 (separate hard lumps like nuts [difficult to pass] or sausage shaped but lumpy).

^bBristol Stool Form Scale 6–7 (fluffy pieces with ragged edges, a mushy stool or watery, no solid pieces, entirely liquid).

^cIn the absence of use of antidiarrheals or laxatives

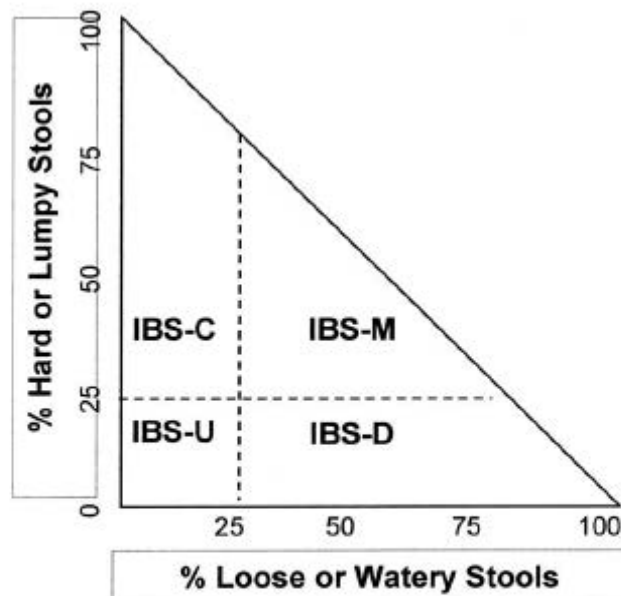



Figure 1. Two-dimensional display of the 4 possible IBS subtypes according to bowel form at a particular point in time. IBS-C, IBS with constipation; IBS-D, IBS with diarrhea; IBS-M, mixed IBS; IBS-U, unsubtyped IBS.

12.3 Appendix: Bristol Stool Scale



- Type 1 - Separate hard lumps like nuts
(difficult to pass)
- Type 2 - Sausage shaped but lumpy
- Type 3 - Like a sausage but with cracks on
surface
- Type 4 - Like a sausage or snake, smooth and
soft
- Type 5 - Soft blobs with clear-cut edges
(passed easily)
- Type 6 - Fluffy pieces with ragged edges, a
mushy stool
- Type 7 - Watery, no solid pieces (entirely
liquid)

12.4 Appendix: EuroQoL-5 Dimension (EQ-5D) Health Questionnaire



Health Questionnaire

(English version for the US)

By placing a checkmark in one box in each group below, please indicate which statements best describe your own health state today.

Mobility

- I have no problems in walking about ☐
- I have some problems in walking about ☐
- I am confined to bed ☐

Self-Care

- I have no problems with self-care ☐
- I have some problems washing or dressing myself ☐
- I am unable to wash or dress myself ☐

Usual Activities (e.g. work, study, housework, family or leisure activities)

- I have no problems with performing my usual activities ☐
- I have some problems with performing my usual activities ☐
- I am unable to perform my usual activities ☐

Pain/Discomfort

- I have no pain or discomfort ☐
- I have moderate pain or discomfort ☐
- I have extreme pain or discomfort ☐

Anxiety/Depression

- I am not anxious or depressed ☐
- I am moderately anxious or depressed ☐
- I am extremely anxious or depressed ☐

To help people say how good or bad a health state is, we have drawn a scale (rather like a thermometer) on which the best state you can imagine is marked 100 and the worst state you can imagine is marked 0.

We would like you to indicate on this scale how good or bad your own health is today, in your opinion. Please do this by drawing a line from the box below to whichever point on the scale indicates how good or bad your health state is today.

**Your own
health state
today**

Best
imaginable
health state



Worst
imaginable
health state

12.5 Appendix: Work Productivity and Activity Impairment Questionnaire: Irritable Bowel Syndrome with Diarrhea

WORK PRODUCTIVITY AND ACTIVITY IMPAIRMENT QUESTIONNAIRE: IRRITABLE BOWEL SYNDROME WITH DIARRHEA (WPAI: IBS-D)

The following questions ask about the effect of your Irritable Bowel Syndrome (IBS) symptoms, e.g., abdominal discomfort, abdominal pain, bloating, diarrhea, on your ability to work and perform regular activities. *Please fill in the blanks or circle a number, as indicated.*

- 1) Are you currently employed (working for pay)? _____NO _____YES
If NO, check "NO" and skip to question 6

The next questions are about the **past seven days**, not including today.

- 2) During the past seven days, how many hours did you miss from work because of problems associated with your IBS symptoms? *Include hours you missed on sick days, times you went in late, left early, etc. because of IBS symptoms. Do not include time you missed to participate in this study.*
_____HOURS
- 3) During the past seven days, how many hours did you miss from work because of any other reason, such as vacation, holidays, time off to participate in this study?
_____HOURS
- 4) During the past seven days, how many hours did you actually work?
_____HOURS (If "0", skip to question 6)
- 5) During the past seven days, how much did IBS symptoms affect your productivity while you were working? *Think about days you were limited in the amount or kind of work you could do, days you accomplished less than you would like, or days you could not do your work as carefully as usual. If IBS symptoms affected your work only a little, choose a low number. Choose a high number if IBS symptoms affected your work a great deal.*

IBS symptoms

had no effect

on my work

IBS symptoms

completely prevented

me from working

0 1 2 3 4 5 6 7 8 9 10

CIRCLE A NUMBER

- 6) During the past seven days, how much did IBS symptoms affect your ability to do your regular daily activities, other than work at a job? *By regular activities, we mean the usual activities you do, such as work around the house, shopping, child care, exercising, studying, etc. Think about times you were limited in the amount or kind of activities you could do and times you accomplished less than you would like. If IBS symptoms affected your activities only a little, choose a low number. Choose a high number if IBS symptoms affected your activities a great deal.*

IBS symptoms
had no effect

on my daily
activities

0 1 2 3 4 5 6 7 8 9 10

IBS symptoms
completely prevented

me from doing my daily
activities

CIRCLE A NUMBER

12.6 Appendix: Hospital Anxiety and Depression Scale

Hospital Anxiety and Depression Scale (HADS)

Tick the box beside the reply that is closest to how you have been feeling in the past week.
Don't take too long over you replies: your immediate is best.

D	A		D	A	
		I feel tense or 'wound up':			I feel as if I am slowed down:
	3	Most of the time	3		Nearly all the time
	2	A lot of the time	2		Very often
	1	From time to time, occasionally	1		Sometimes
	0	Not at all	0		Not at all
		I still enjoy the things I used to enjoy:			I get a sort of frightened feeling like 'butterflies' in the stomach:
0		Definitely as much	0		Not at all
1		Not quite so much	1		Occasionally
2		Only a little	2		Quite Often
3		Hardly at all	3		Very Often
		I get a sort of frightened feeling as if something awful is about to happen:			I have lost interest in my appearance:
	3	Very definitely and quite badly	3		Definitely
	2	Yes, but not too badly	2		I don't take as much care as I should
	1	A little, but it doesn't worry me	1		I may not take quite as much care
	0	Not at all	0		I take just as much care as ever
		I can laugh and see the funny side of things:			I feel restless as I have to be on the move:
0		As much as I always could	3		Very much indeed
1		Not quite so much now	2		Quite a lot
2		Definitely not so much now	1		Not very much
3		Not at all	0		Not at all
		Worrying thoughts go through my mind:			I look forward with enjoyment to things:
	3	A great deal of the time	0		As much as I ever did
	2	A lot of the time	1		Rather less than I used to
	1	From time to time, but not too often	2		Definitely less than I used to
	0	Only occasionally	3		Hardly at all
		I feel cheerful:			I get sudden feelings of panic:
3		Not at all	3		Very often indeed
2		Not often	2		Quite often
1		Sometimes	1		Not very often
0		Most of the time	0		Not at all
		I can sit at ease and feel relaxed:			I can enjoy a good book or radio or TV program:
0		Definitely	0		Often
1		Usually	1		Sometimes
2		Not Often	2		Not often
3		Not at all	3		Very seldom

Please check you have answered all the questions

Scoring:

Total score: Depression (D) _____ Anxiety (A) _____

0-7 = Normal

8-10 = Borderline abnormal (borderline case)

11-21 = Abnormal (case)

12.7 Appendix: Core Healthy Days Measures

Healthy Days Core Module (CDC HRQOL– 4)

1. Would you say that in general your health is

Please Read

- | | |
|--------------|---|
| a. Excellent | 1 |
| b. Very good | 2 |
| c. Good | 3 |
| d. Fair | 4 |
| Or | |
| e. Poor | 5 |

Do not read these responses

- | | |
|-----------------------|---|
| Don't know / Not sure | 7 |
| Refused | 9 |

2. Now thinking about your physical health, which includes physical illness and injury, for how many days during the past 30 days was your physical health not good?

- | | |
|-----------------------|-----|
| a. Number of Days | |
| b. None | 8 8 |
| Don't know / Not sure | 7 7 |
| Refused | 9 9 |

3. Now thinking about your mental health, which includes stress, depression, and problems with emotions, for how many days during the past 30 days was your mental health not good?

- | | | |
|-----------------------|-----|---|
| a. Number of Days | | |
| b. None | 8 8 | If both Q2 AND Q3="None" skip next question |
| Don't know / Not sure | 7 7 | |
| Refused | 9 9 | |

4. During the past 30 days, for about how many days did poor physical or mental health keep you from doing your usual activities, such as self-care, work, or recreation?

- | | |
|-----------------------|-----|
| a. Number of Days | |
| b. None | 8 8 |
| Don't know / Not sure | 7 7 |
| Refused | 9 9 |