THE UNIVERSITY OF SYDNEY

Online-Only Supplement:

Early enteral nutrition reduces mortality in patients with major burn injury:

A meta-analysis of randomized controlled trials.

Hong PU[a,b] (蒲虹) and Gordon S. Doig[a]

From the [a]Northern Clinical School Intensive Care Research Unit, Sydney Medical School, University of Sydney, Australia and [b]Department of Critical Care Medicine, Sichuan Academy of Medical Sciences & Sichuan Provincial People's Hospital, Chengdu, Peoples Republic of China.

Corresponding Author:

Dr. Gordon S. Doig,
Royal North Shore Hospital,
Intensive Care Unit,
St. Leonards, NSW
Australia 2065
gdoig@med.usyd.edu.au
www.EvidenceBased.net/Research

31 May 2018

©University of Sydney 2018.

© 2018 Gordon S Doig, University of Sydney. All rights reserved. This publication is protected by copyright. No part of it may be reproduced for commercial purposes or distributed electronically without prior written permission of the publisher. Reproduction for personal or educational use is acceptable.

Contents

PubMed, Embase and CNKI search terms....4
PubMed search terms used: 4
Embase search terms used:....4
China National Knowledge Infrastructure search terms used: 4
eTable 1: RCTs identified as potentially evaluating the study question, but excluded from analysis.5
eFigure 1. Funnel plot for publication bias. Primary outcome (mortality)....6
eFigure 2. Forest plot, Pneumonia....7
eFigure 3. Forest plot, Acute Renal Failure....7
eFigure 4. Forest plot, Duration of hospital stay. 7
References....8

©University of Sydney 2018.

PubMed, Embase and CNKI search terms

PubMed search terms used:

The MEDLINE subject heading terms used to identify the nutritional support literature included:

nutrition therapy [MeSH terms] or nutritional support [MeSH terms] or nutrition phenomena [MeSH terms] or nutrition processes [MeSH terms] or nutrition disorders [MeSH terms] or nutrition assessment [MeSH terms]

These nutrition related terms were crossed with MEDLINE terms to restrict the results to RCTs conducted in critically ill patient populations:

"intensive care"[All Fields] OR "intensive care units"[All Fields] OR "intensive therapy"[All Fields] OR "critically ill"[All Fields] OR "critical care"[All Fields]

AND

((clinical[Title/Abstract] AND trial[Title/Abstract]) OR clinical trials as topic[MeSH Terms] OR clinical trial[Publication Type] OR random*[Title/Abstract] OR random allocation[MeSH Terms] OR therapeutic use[MeSH Subheading])

Embase search terms used:

The EMTREE terms used to identify the nutritional support literature included:

diet therapy/ or nutritional support/ or nutritional disorder/ or nutritional assessment/ or nutritional deficiency/ or feeding behaviour/ or nutritional status/ or overnutrition/

These nutrition related terms were crossed with EMTREE terms to restrict the results to RCTs conducted in critically ill patient populations:

(random or clinical trial or randomised or randomized or randomized controlled trial or randomised controlled trial).mp

AND

intensive care/ or intensive care unit.mp or intensive therapy.mp or critical care.mp or critically ill.mp

China National Knowledge Infrastructure search terms used:

The CNKI subject heading terms used to identify the nutritional support literature included:

'营养现象','营养过程','营养疗法','营养支持','营养状况','营养评价','肠道营养','营养需要','胃肠外营养','胃肠外营养，全','营养价值','营养科学'

AND

'烧伤','烧伤，电','烧伤，吸入性','烧伤，化学','烧伤病房'

eTable 1: RCTs identified as potentially evaluating the study question, but excluded from analysis.

Study	Patient population	Early EN intervention	Control intervention	Reasons for exclusion
Wang 1997 *CNKI*	30% to 75% TBSA	**Within 12 hours of admission**	EN begun 72 h after admission.	Mortality not explicitly reported[1]
Wang 1997 *CNKI*	30% to 75% TBSA	**Within 12 hours of admission**	EN begun 72 h after admission.	Mortality not explicitly reported[2]
Peng 2001	50% to 80% TBSA	**Within 24 hours of admission**	Oral liquid diet started 48 h after injury	Mortality not explicitly reported[3]
Chen 2004 *CNKI*	average burn surface area 45% TBSA	**Within 12 hours of admission**	PN provided as per EN group	Mortality not explicitly reported[4]
Chen 2007	30%-60% TBSA	**Within 24 h of burn**	PN provided as per EN group	Mortality not explicitly reported[5]
Ostadrahimi 2016	20%-90% TBSA	**Within 1 hours of admission**	Start time not explicit.	Mortality not explicitly reported[6]
Xu 2016 *CNKI*	≥30% TBSA	**Within 6 hours of injury**	EN commenced after 24 h but before 48 h.	Mortality not explicitly reported[7]
Ju 2007 *CNKI*	50-80% TBSA	**Within 24 hours of injury**	Oral liquid diet started 48 h after injury	Mortality not explicitly reported[8]
Yang 2001 *CNKI*	30-50% TBSA	**Within 12 hours of injury**	PN provided as per EN group	Mortality not explicitly reported[9]
Chen 2001 *CNKI*	30%-60% TBSA	**Within 24 h of of burn**	PN provided as per EN group	Mortality not explicitly reported[10]
Chen 1996 *CNKI*	≥50% TBSA	**Within 2 h of of burn**	EN begun 96 h after injury.	Mortality not explicitly reported[11]
Chen 2000 *CNKI*	30%-60% TBSA	**Within 20 h of of burn**	PN provided as per EN group	Mortality not explicitly reported[12]
Chen 2000 *CNKI*	30%-60% TBSA	**Within 20 h of of burn**	PN provided as per EN group	Mortality not explicitly reported[13]

CNKI: Identfied by searching China National Knowledge Infrastructure,**TBSA:** Total Body Surface Area, **EN:** enteral nutrition, **PN:** refers to a parenteral nutrition solution containing protein, **ICU:** intensive care unit.

©University of Sydney 2018.

eFigure 1. Funnel plot for publication bias. Primary outcome (mortality).

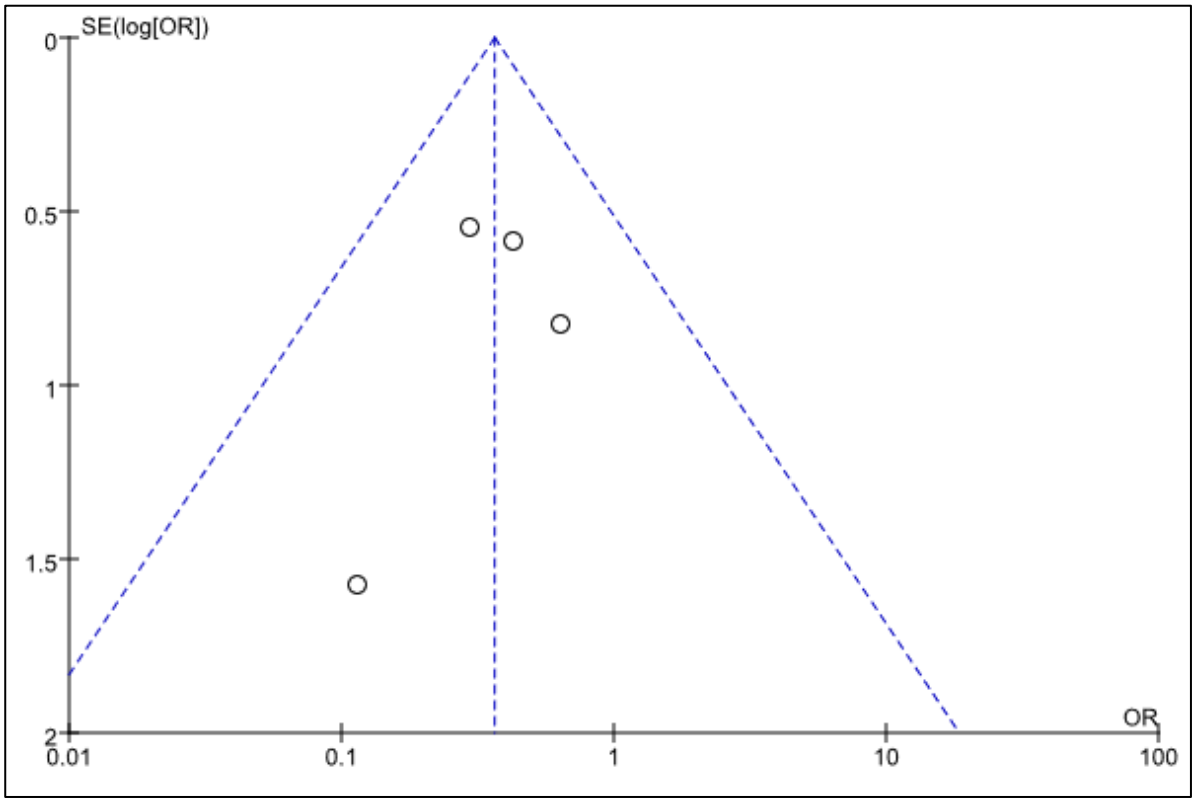

©University of Sydney 2018.

eFigure 2. Forest plot, Pneumonia.

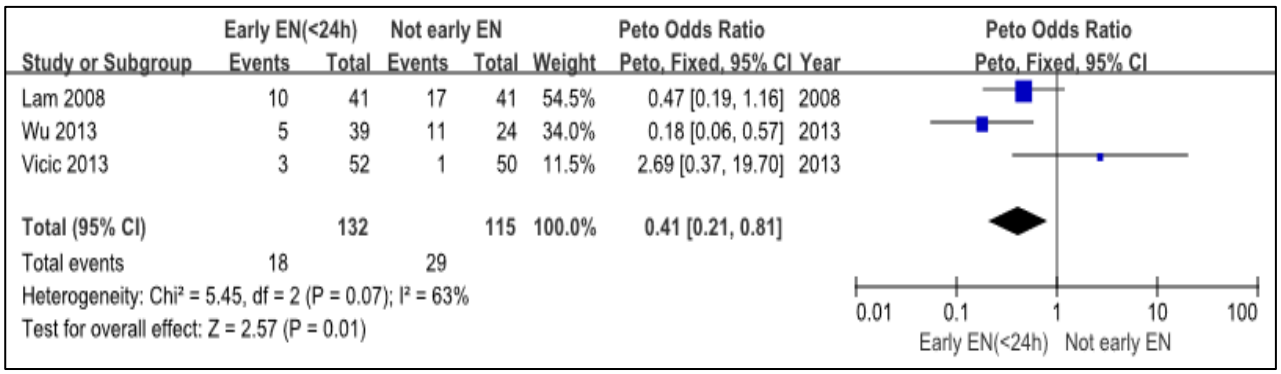

eFigure 3. Forest plot, Acute Renal Failure.

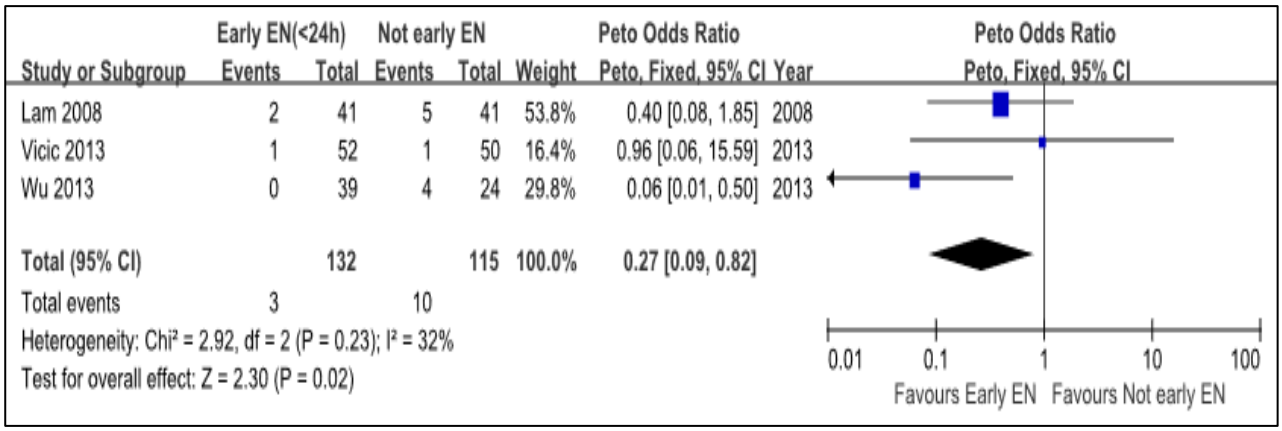

eFigure 4. Forest plot, Duration of hospital stay.

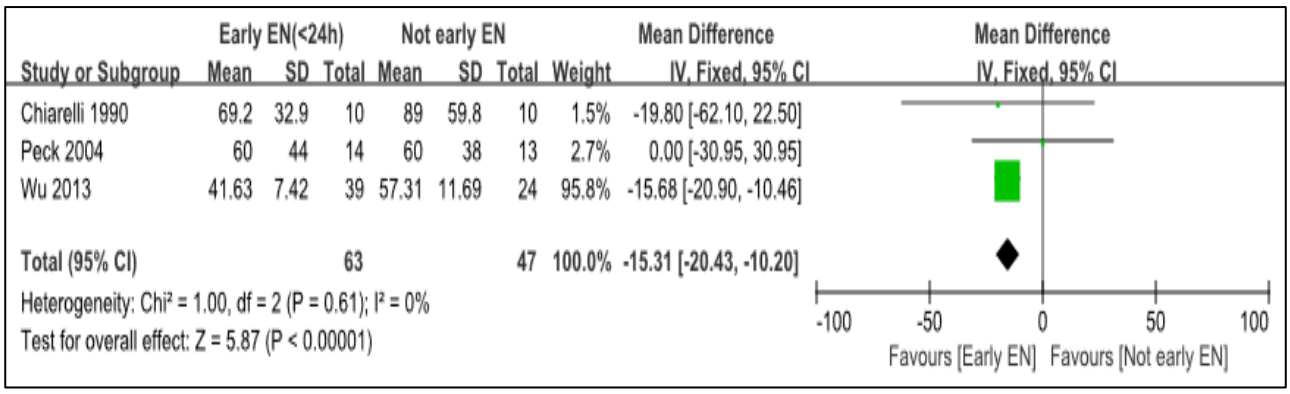

©University of Sydney 2018.

References

1. Wang SL, Wang SL, Li A, You ZY. A clinical study of early enteral feeding to protect the gut function in burned patients. Zhonghua Zheng Xing Shao Shang Wai Ke Za Zhi 1997;13(4):267-71.

2. Wang S, You Z. Clinical study of the effect of early enteral feeding on reducing hypermetabolism after server burns.Zhonghua Wai Ke Za Zhi.1997;35(1):44-7.

3. Peng YZ, Yuan ZQ, Xiao GX. Effects of early enteral feeding on the prevention of enterogenic infection in severely burned patients. Burns 2001;27(2):145-9.

4. Chen ZY, Gu CZ, Wang SL, Yu B, Wang SL. Comparative study on the enteral and parenteral nutrition during early postburn stage in burn patients. Zhonghua Shao Shang Za Zhi 2004;20(4):217-9.

5. Chen Z, Wang S, Yu B, Li A. A comparison study between early enteral nutrition and parenteral nutrition in severe burn patients. Burns 2007;33(6)708-12.

6. Ostadrahimi A, Naqili B, Asqhari-Jafarabadi M, Beiqzali S, Zalouli H, Lak S. A Proper Enteral Nutrition Support Improves Sequential Organ Failure Score and Decreases Length of Stay in Hospital in Burned Patients. Iran Red Crescent Med J 2016;18(2):e21775.

7. Xu FR, Qiao L, Yao ZJ, Yang F, He MW. A comparative Study on Enteral Nutrition in Different Times for Patients with Severe Burns. Med & Pharm J Chin PLA 2016;28(3):50-53.

8. Ju JL. Effects of early enteral feeding on the prevention of enterogenic infection in severely burned patients. HENAN JOURNAL OF SURGERY 2007;13(6):13-14.

9. Yang JP, Lu KH. Effect of early nutrition support through different route on the metabolism of burns patients. Qinghai Med J 2001;31(11):1-3.

10.Chen ZY, Gu CZ, Ye XB, Wang XH, Yu B, Wang SL. Effect of early nutritional support on liver function after severe burn. Modern Rehabilitation 2001;5(3):110-111.

11. Chen GC, Meng XY. Clinical application of early enteral nutrition in severely burned patients. Zhejiang Practical Medicine 1996;1(2):21-22.

12. Chen ZY, WANG SL, YU B, LI A. Effects of different routes of nutritional support on intestinal functions in early stage of severe burns. Acta Academiae Medicinae Militaris Tertiae 2000;22(3):203-206.

13.Chen ZY, WANG SL, YU B, Gu CZ, LI A. Effect of Early Nutritional Support Pathway on Metabolism of Severe Burns.Parenteral & Enteral Nutrition 2000;7(1):19-22.

< ------ last page------- >