

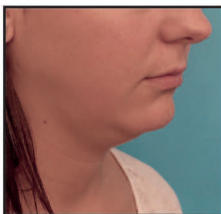
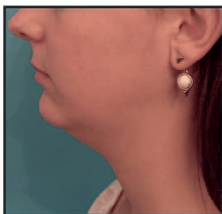
Anterior view

Left lateral view

Right lateral view

Oblique view

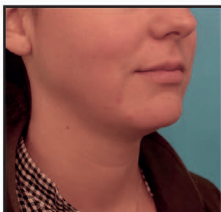
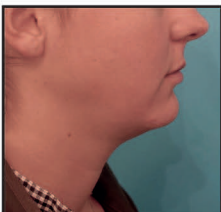
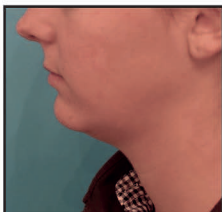
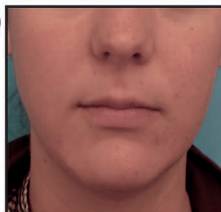
(A)




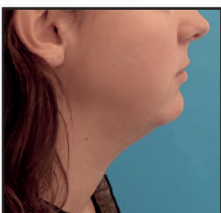
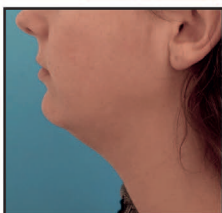
(B)




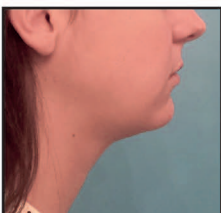
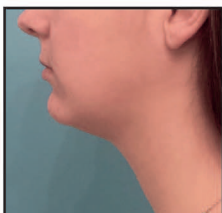
(C)



(D)



(E)



Supplemental Digital Content 1

Figure: Photographs of a patient who underwent 2 treatment sessions, each with 4 mL of DCA administered; A) before treatment, B) 7 days after first session (day 7), C) before second session on day 61, D) 10 days after second session (day 71), and E) 56 days after second treatment or at 4 months from first treatment session.