

Fig. E-1

The mean score on the mental component of the SF-36 (Short Form-36) was  $45.5 \pm 12.9$  at baseline and improved to  $50.4 \pm 10.5$  at three months. At six months, the mean score was  $49.2 \pm 8.7$  ( $p = 0.019$ ). The overall improvement from baseline to one year was only 6.8%, with a mean score of  $48.6 \pm 8.04$ , which was not significantly different ( $p = 0.108$ ).

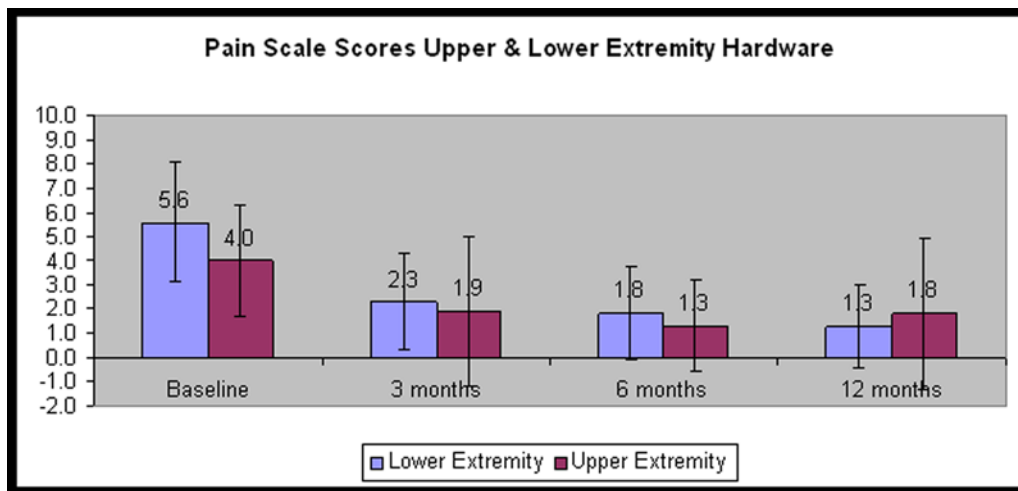


Fig. E-2

Comparison of pain scores between patients with an upper extremity implant and those with a lower extremity implant. See text.

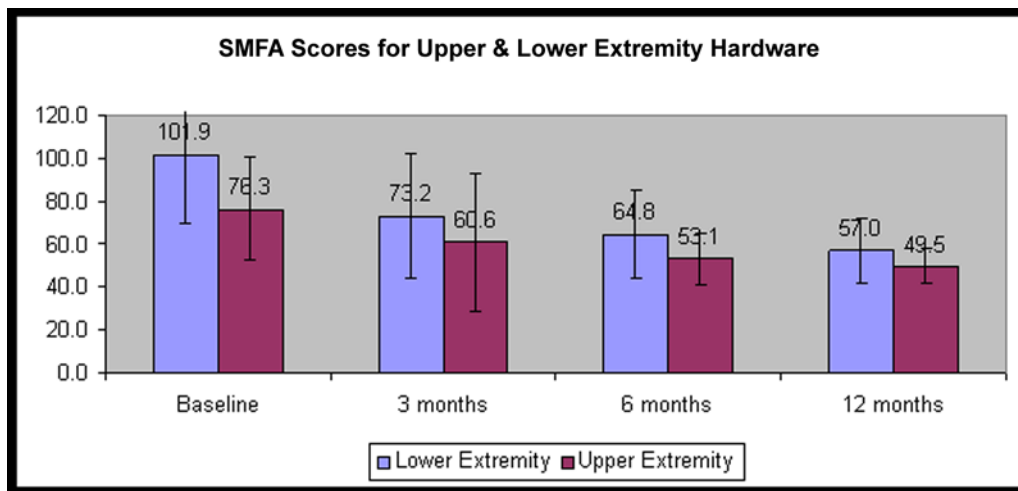


Fig. E-3

Comparison of SMFA scores between upper and lower extremity groups. See text.

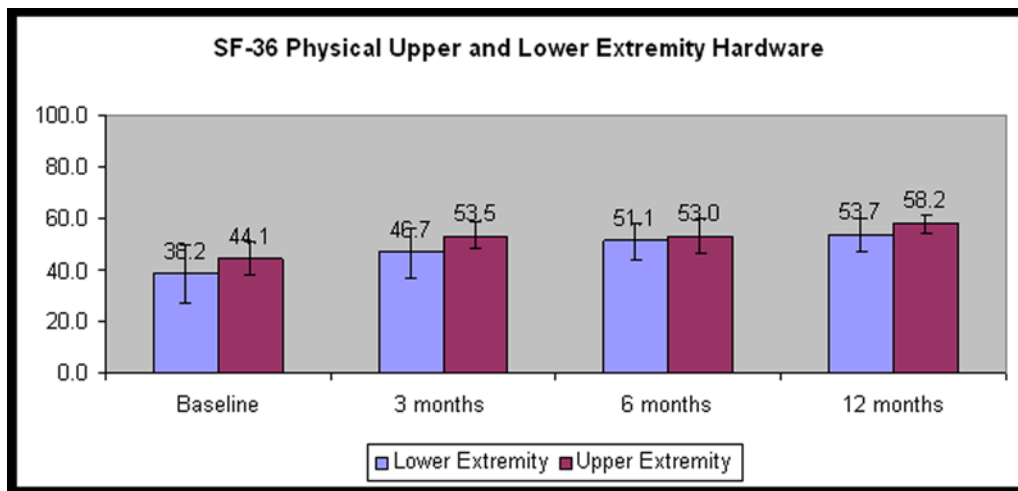


Fig. E-4

Comparison of SF-36 physical component scores between upper and lower extremity groups. See text.