

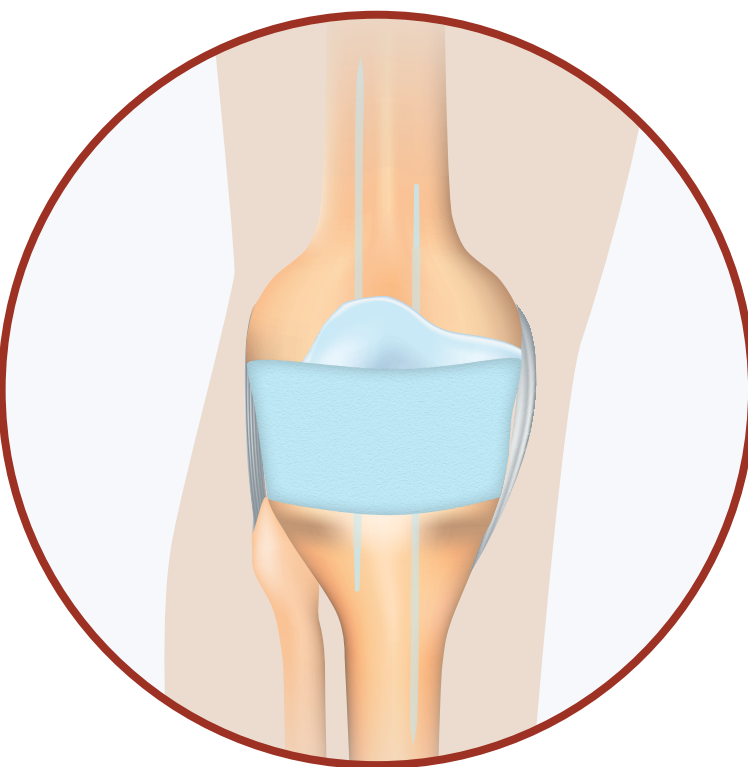
# A 2-Stage Arthroplasty Conundrum: Articulating vs Static Spacers

A 2-stage exchange protocol is used to treat periprosthetic joint infection after total knee arthroplasty (TKA)

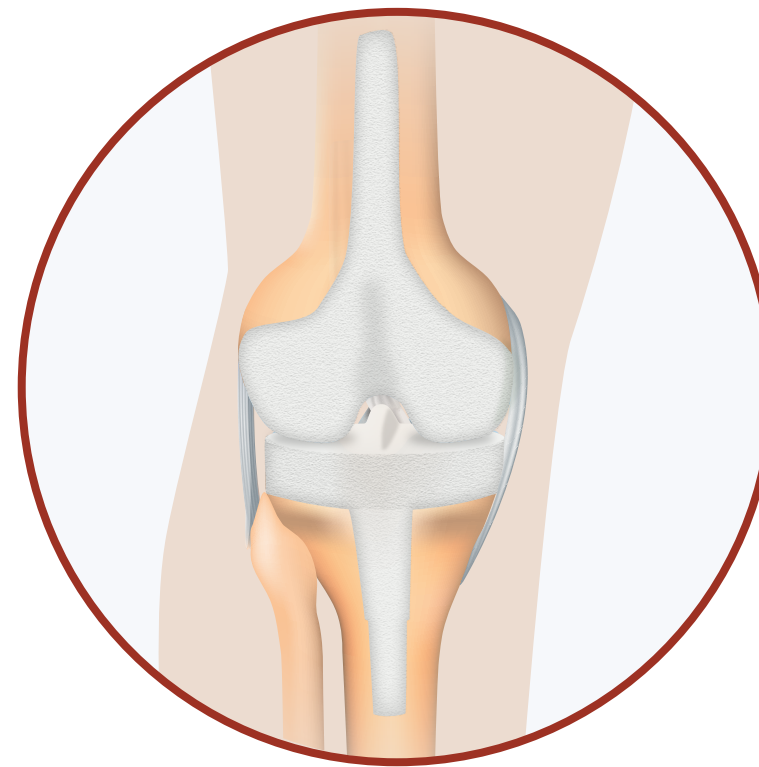
No clear consensus exists on whether the interim antibiotic spacer used in a 2-stage exchange arthroplasty should...

Immobilize the joint

Allow for motion




Static spacer

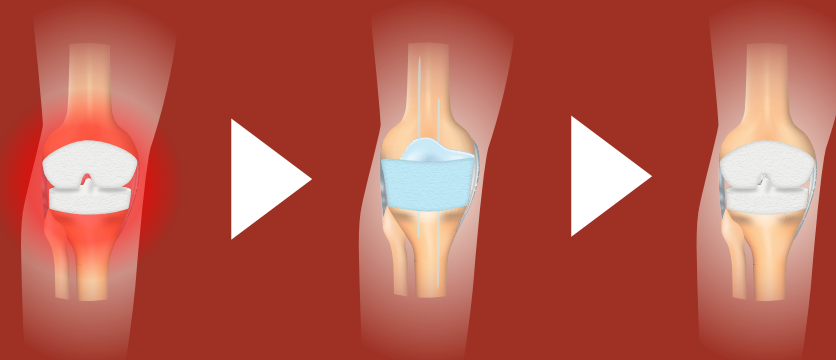


or Articulating spacer

Multicenter randomized clinical trial



68 patients with periprosthetic joint infections who underwent...



...2-stage exchange arthroplasty

2-year follow-up

Static spacers  
(N = 24)

Articulating spacers  
(N = 25)

After 2 years of follow-up



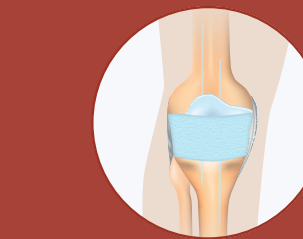
Hospital  
length of stay



Knee range  
of motion



Knee  
Society scores

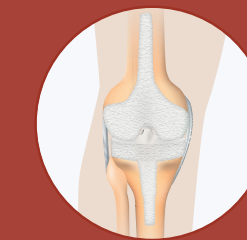


Static spacer

6.1 days

100.2°

69.8 points



Articulating spacer

5.1 days

113.0°

79.4 points

Patients in the articulating spacer group had

✓ Shorter  
hospitalization

✓ Better final knee  
range of motion

✓ Higher Knee  
Society scores

An articulating spacer has significant clinical benefits over a static spacer for the interim management of an infected knee implant

A Randomized Trial of Static and Articulating Spacers for the Treatment of Infection Following Total Knee Arthroplasty

Nahhas et al. (2020) | DOI: 10.2106/JBJS.19.00915

www.jbjs.org | theJBJS | @JBJS

