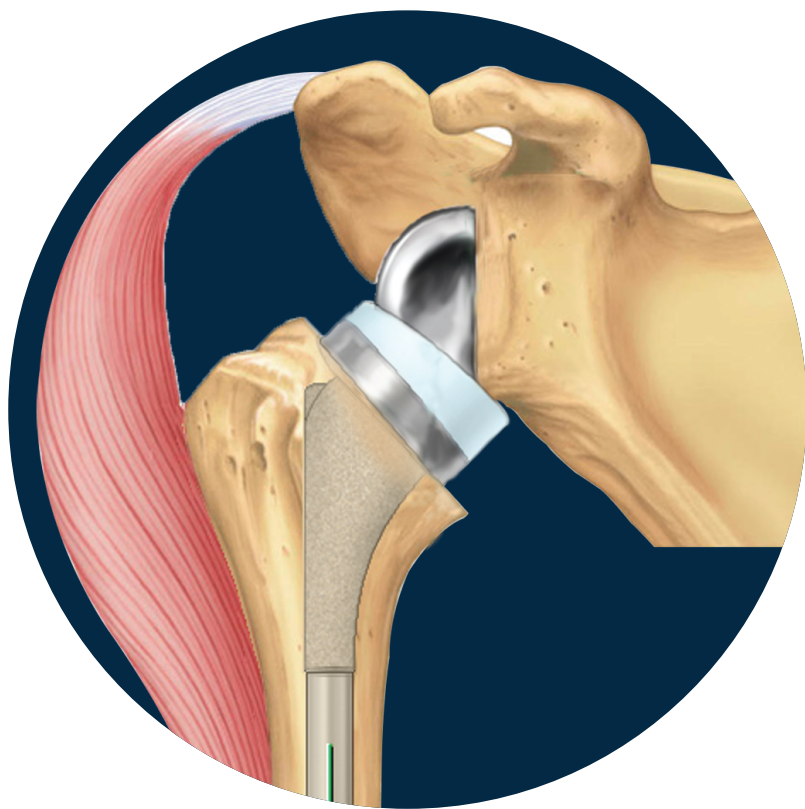


Risk Factors and Outcomes for Acromial and Scapular Fractures After Reverse Total Shoulder Arthroplasty

Reverse total shoulder arthroplasty (rTSA) alters deltoid mechanics and can restore function in patients with degenerative shoulder conditions



However, these biomechanical changes can induce abnormal stresses on the scapula, leading to fractures

23-surgeon multicenter study

4,125 shoulders treated with a medialized glenoid and lateralized humeral rTSA (Equinox)

↓ Minimum 2-year follow-up

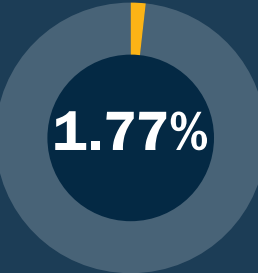
Factors compared between patients with and without fractures



Risk factors for fractures



Outcomes of patients with fractures



Acromial and scapular fracture rate following rTSA

Risk factors for fractures




Female



Rheumatoid arthritis



Rotator cuff tear arthropathy



More screws in the glenoid baseplate

Outcomes for patients with fractures



Worse clinical outcomes



Reduced ranges of motion



Acromial or scapular fracture following rTSA is a rare complication that has several risk factors and leads to significantly worse patient outcomes

Acromial and Scapular Fractures After Reverse Total Shoulder Arthroplasty with a Medialized Glenoid and Lateralized Humeral Implant: An Analysis of Outcomes and Risk Factors

Routman et al. (2020) | DOI: 10.2106/JBJS.19.00724

www.jbjs.org

theJBJS

@JBJS

