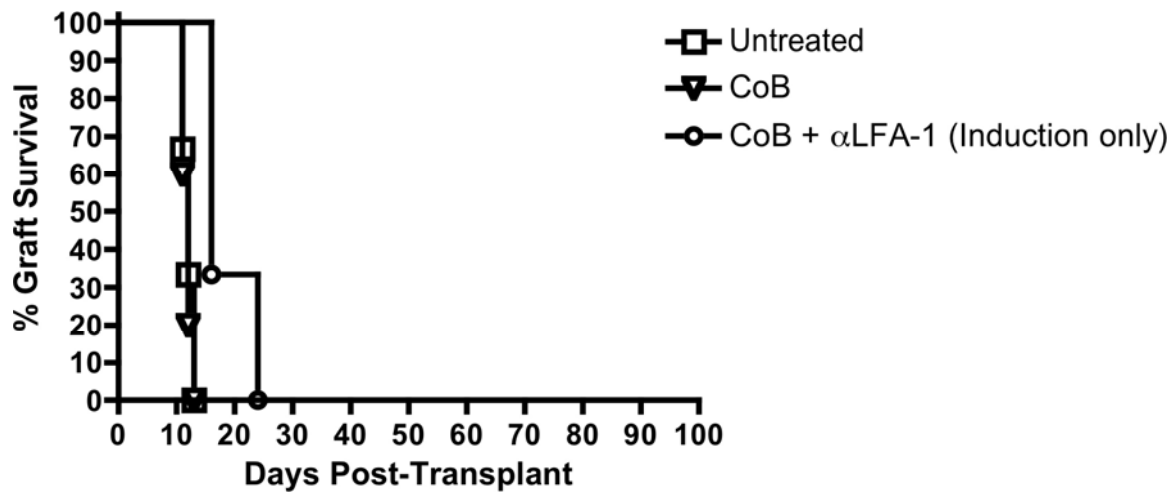
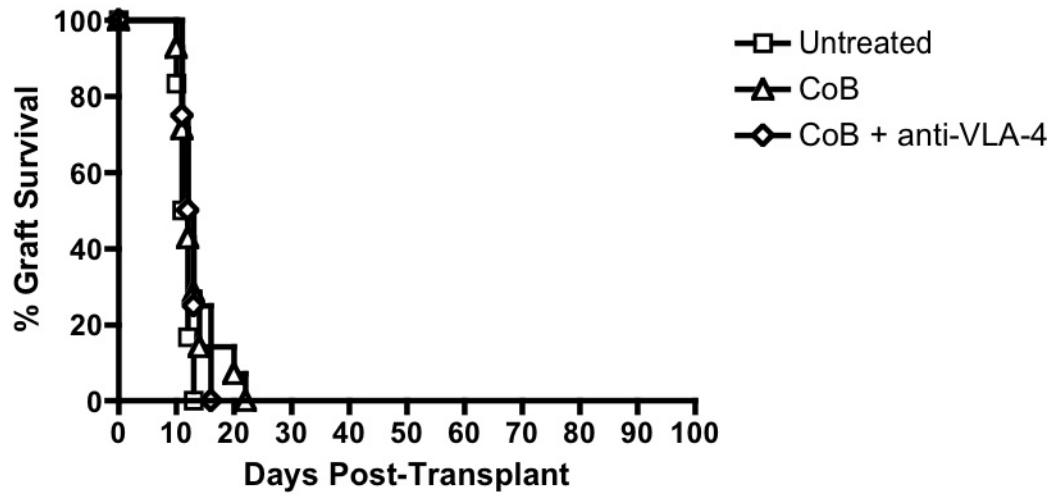


## Supplemental Digital Content (SDC)

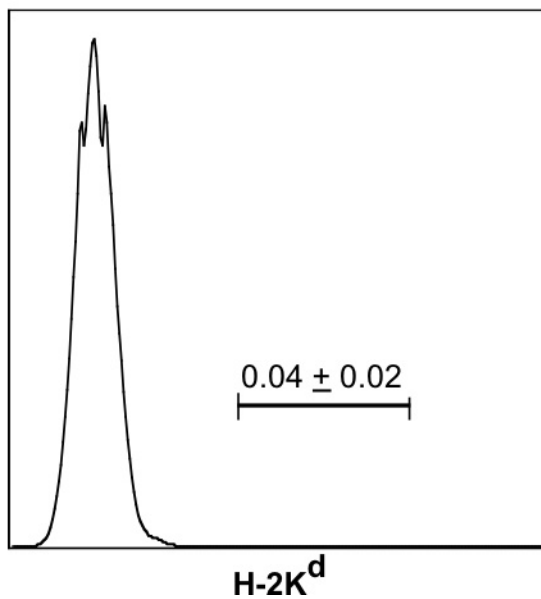


**Figure S1.** Short-course induction anti-LFA-1 fails to prolong skin graft survival. Survival curves of BALB/c skin grafts transplanted onto C57BL/6 recipients that had been previously infected with LCMV and Vaccinia to generate an anti-donor heterologous immune response. These sequentially-infected recipients were either untreated (n=3, MST= 12 days) or treated with an induction course (on POD#0, 2, 4 and 6) of CoB (n=5, MST= 12 days) or an induction course of combined CoB and anti-LFA-1 with no further maintenance anti-LFA-1 (n=3, MST= 16 days).

**A.**



**B.**



**Figure S2.** Combined costimulatory and VLA-4 blockade did not prolong graft survival against a robust anti-donor heterologous immune response. (A) Survival curves of BALB/c skin grafts transplanted onto C57BL/6 recipients that had been previously infected with LCMV and Vaccinia to generate an anti-donor heterologous immune response. These sequentially-infected recipients were either untreated (n= 6) or treated with CoB alone (n=14), or CoB + anti-VLA-4 (n=4). (B) Flow plot of lymphoid chimerism (as assessed by H-2K<sup>d</sup>) expression on POD#60 after BALB/c bone marrow transplant in heterologous immune recipients treated with CoB + anti-VLA-4.