Table S1. Experimental groups and their abbreviations.

Group	Abbreviation	n*
Naïve Lewis rat	control	6
RTx chronic rejection d28	CR d28	6
RTx chronic rejection + anti-BAFF antibody d28	CR + AB d28	6
RTx chronic rejection + IgG isotype d28	CR + iso d28	4
RTx chronic rejection d56	CR d56	6
RTx chronic rejection + anti-BAFF antibody d56	CR + AB d56	6

**n shows the number of recipient rats per group.*

Figure S2: schematic overview of experimental design and animal treatments

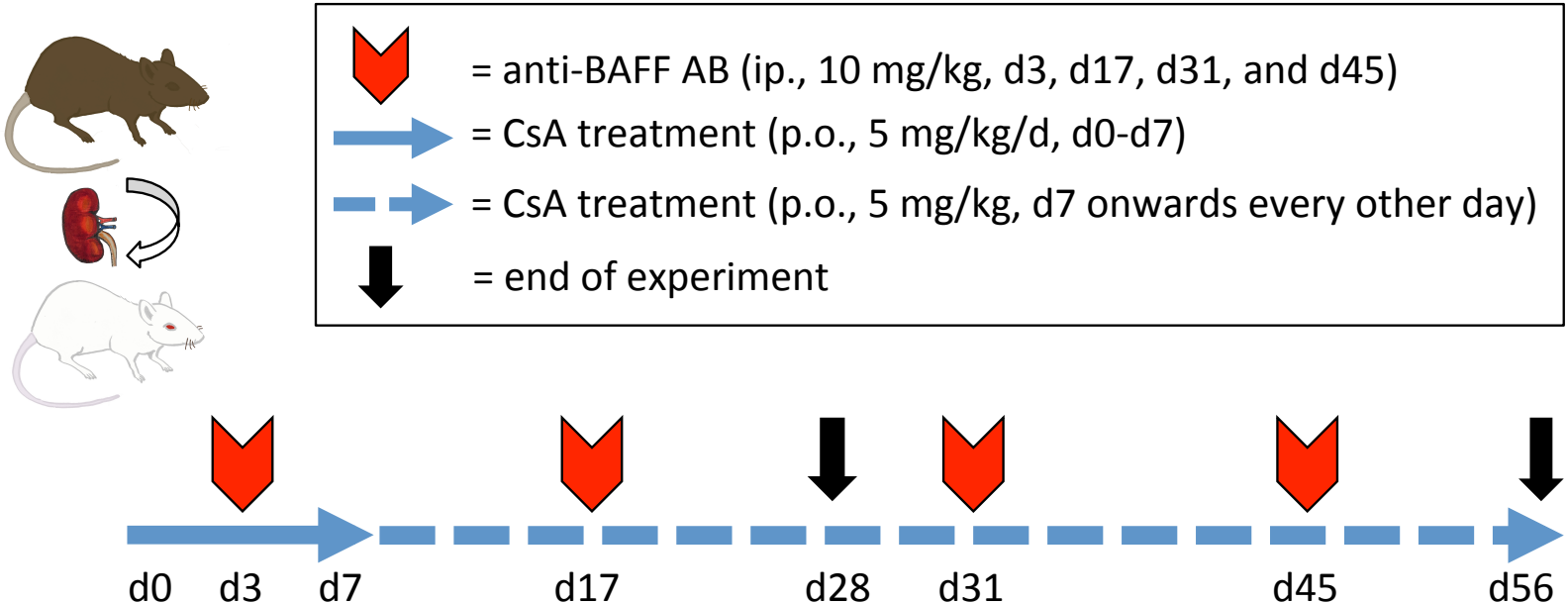

Table S3: PCR Primer Sequences:

rHPRT forw (5'-CTTTGGTCAAGCAGTACA GCC-3')
rHPRT rev (5'-TCCGCTGATGACACAAACATGA-3')
rIL-6_forw (5'-AGC CAG AGT CAT TCA GAG CA-3')
rIL-6_rev (5'-AGA GCA TTG GAA GTT GGG GT-3')
rICOSLig_forw (5'-TGG ATC AAC AGG ACG GAC AA-3')
rICOSLig_rev (5'-GGA TTT CCT GTG GCC TCT CT-3')
rCD40_forw (5'-GGA CAG TGT GTT ACG TGC AG-3')
rCD40_rev (5'-GGT TGG CAT TGG GTC TTC TC-3')
rAICD forw (5'-CTT GAA GCA AGC TCC CTT TG-3')
rAICD rev (5'-GCG GAC ATT TTT GAA GTG GT-3')
rIgG_forw (5'-CAT TCC CTG CCC CCA TC-3')
rIgG_rev (5'-CCG TTC ATC TTC CAC TCC GT-3')

Figure S4: gating strategy used to identify different B cell subsets based on CD45R and IgM staining; representative contour plots of leukocytes from CR and CR+AB spleens are shown.

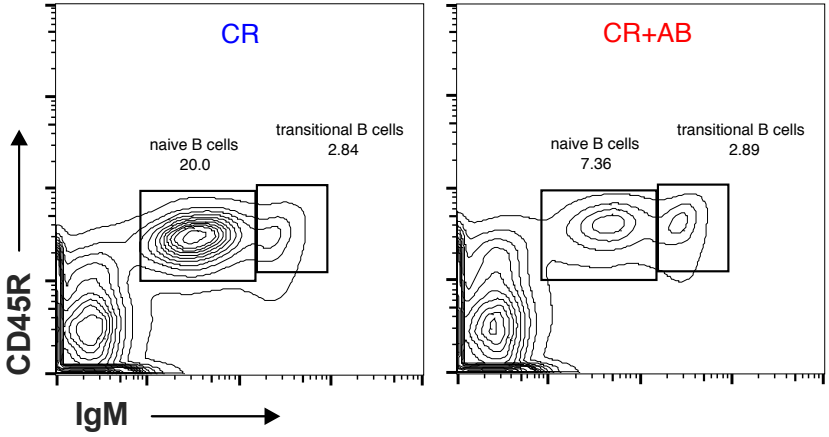

Figure S5

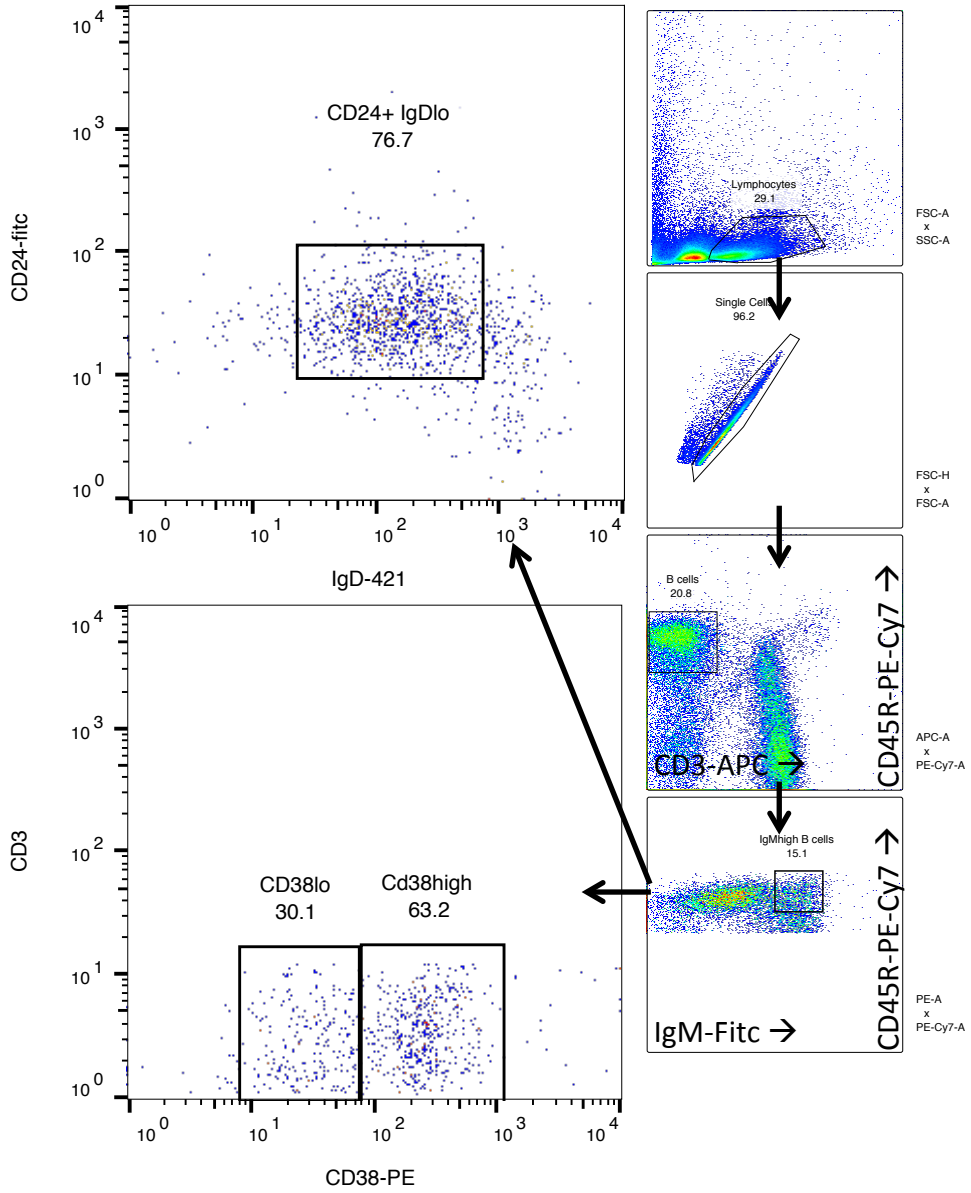

Figure S5: IgM^{high} B cells are CD24^{+}, IgD^{low} and CD38^{+}. Costaining of rat transitional B cells using flow cytometry. Rat B cells are CD45R^{+} and CD3^{-}. IgM^{high} transitional B cells are CD24^{+} and CD38^{+} and predominantly IgD^{low}.

Figure S6: Development of DSA IgG subclasses in single rats overtime time. Rats with AMR are labelled.