

Paris classification interobserver agreement study

Training step 4: feedback

Reviewer:

Date:















Paris classification		Endoscopic appearance
	Pedunculated	
	Subpedunculated	
	Sessile	
	Slightly elevated	
	Completely flat	
	Slightly depressed	
	Excavated	

Photo Nr.	Paris Classification
1	Is
2	Is
3	Ila
4	Is
5	Ilb
6	Ila
7	Ip
8	Ila
9	Ilb
10	Is
11	Ila
12	Ila
13	Ila
14	Is
15	Ila
16	Is
17	Ila
18	Ila
19	Ilb
20	Ila
21	Ila
22	Is
23	Ila
24	Ila
25	Is
26	Ila
27	Ila
28	Is
29	Ila
30	Is
31	Ila
32	Ila