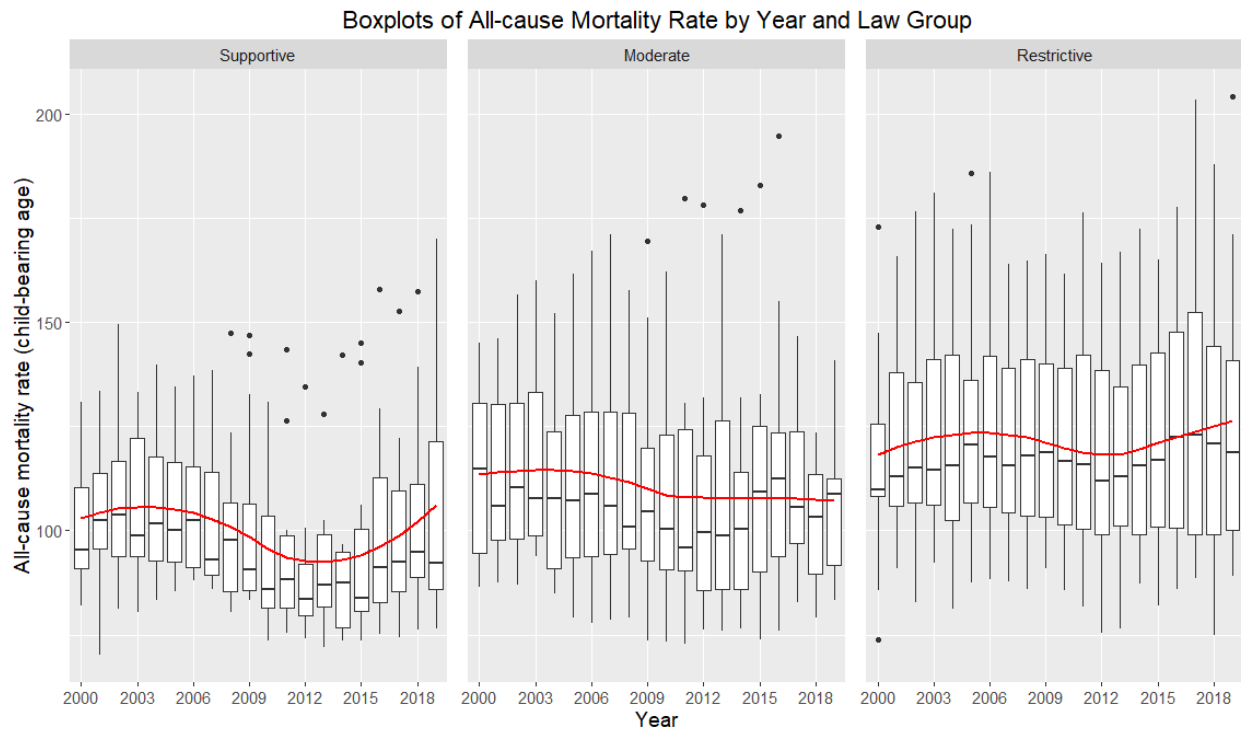


Appendix 1. Box plots of all-cause mortality in reproductive-age females by year and state classification.

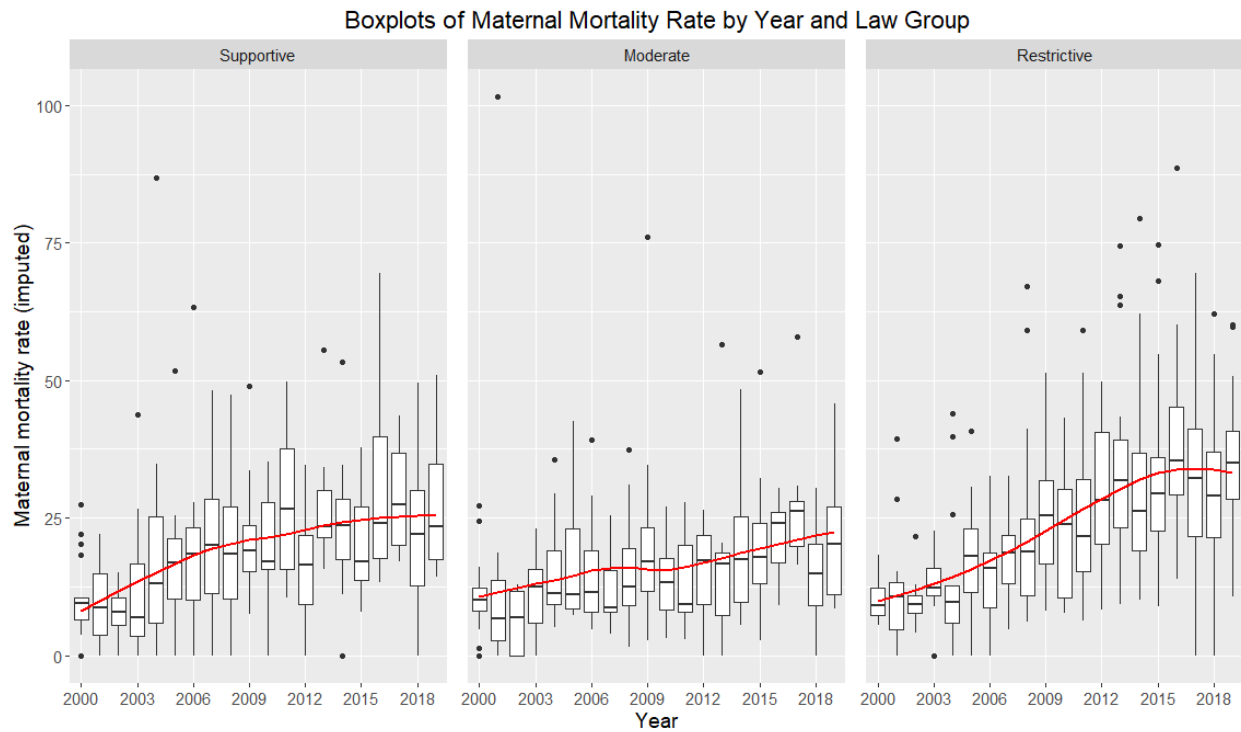


Harper LM, Leach J, Robbins L, Blanchard C, Metz TD, Mazzoni S, et al. All-cause mortality in reproductive age females by state: an analysis of the effects of abortion legislation. *Obstet Gynecol* 2023;141.

The authors provided this information as a supplement to their article.

©2023 The American College of Obstetricians and Gynecologists.

Appendix 2. Box plots of maternal mortality by year and state classification.

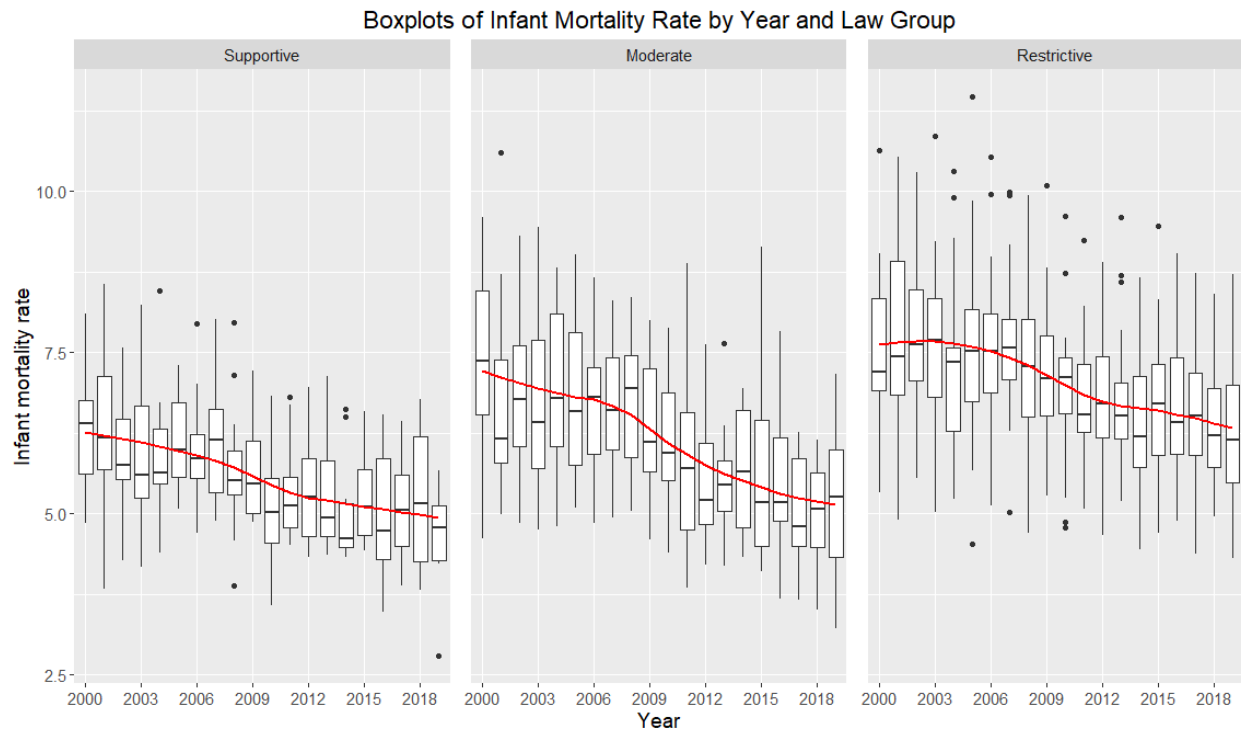


Harper LM, Leach J, Robbins L, Blanchard C, Metz TD, Mazzoni S, et al. All-cause mortality in reproductive age females by state: an analysis of the effects of abortion legislation. *Obstet Gynecol* 2023;141.

The authors provided this information as a supplement to their article.

©2023 The American College of Obstetricians and Gynecologists.

Appendix 3. Box plots of infant mortality by year and state classification.

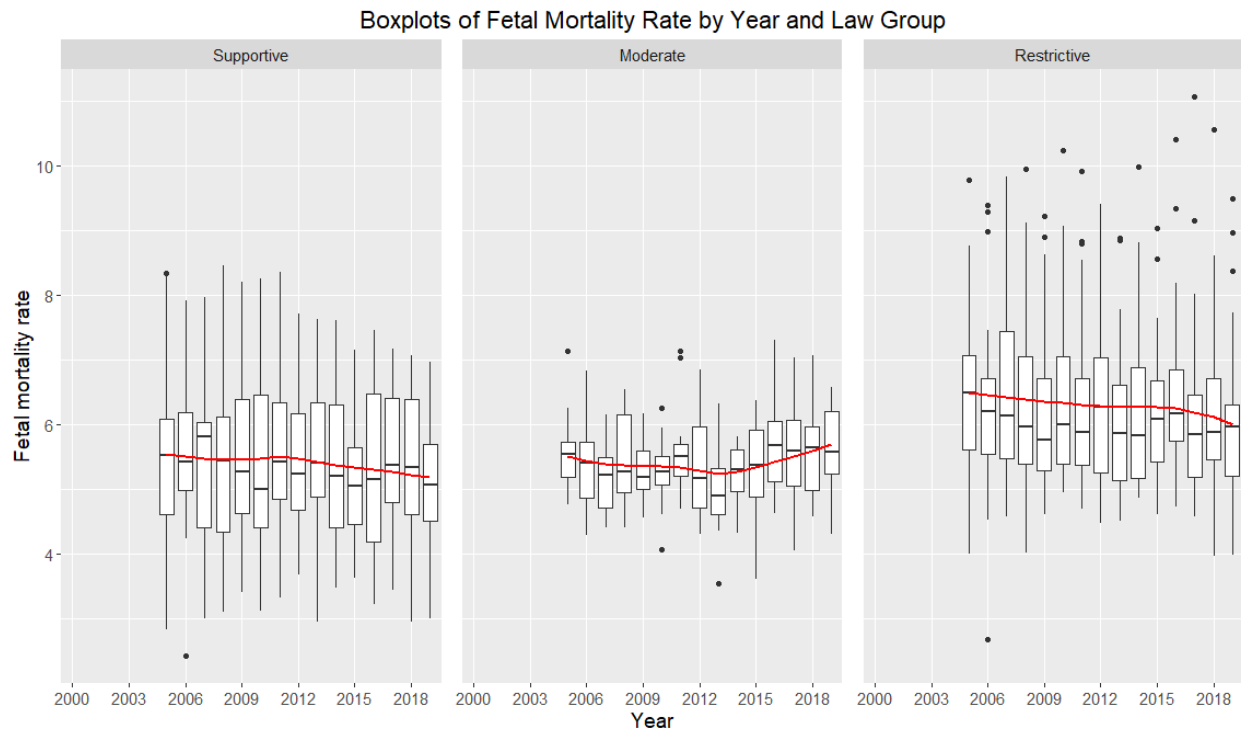


Harper LM, Leach J, Robbins L, Blanchard C, Metz TD, Mazzoni S, et al. All-cause mortality in reproductive age females by state: an analysis of the effects of abortion legislation. *Obstet Gynecol* 2023;141.

The authors provided this information as a supplement to their article.

©2023 The American College of Obstetricians and Gynecologists.

Appendix 4. Box plots of fetal mortality by year and state classification.



Harper LM, Leach J, Robbins L, Blanchard C, Metz TD, Mazzoni S, et al. All-cause mortality in reproductive age females by state: an analysis of the effects of abortion legislation. *Obstet Gynecol* 2023;141.

The authors provided this information as a supplement to their article.

©2023 The American College of Obstetricians and Gynecologists.