

Supporting figures:

Table S1 Determination of ergosterol in GanoOil via HPLC

	Lot number	Ergosterol in GanoOil (mg/100 g)
GanoOil	2010015	231.27
	2011004	232.69
	2012014	230.82

Table S2 Determination of ergosterol in GanoOil via Ultraviolet Visible Spectrophotometry

	Lot number	Total triterpenoids in GanoOil (calculated based on ursolic acid) (%)
GanoOil	2202001	34.4
	2202002	33.9
	2202013	35.1
	2203014	34.4

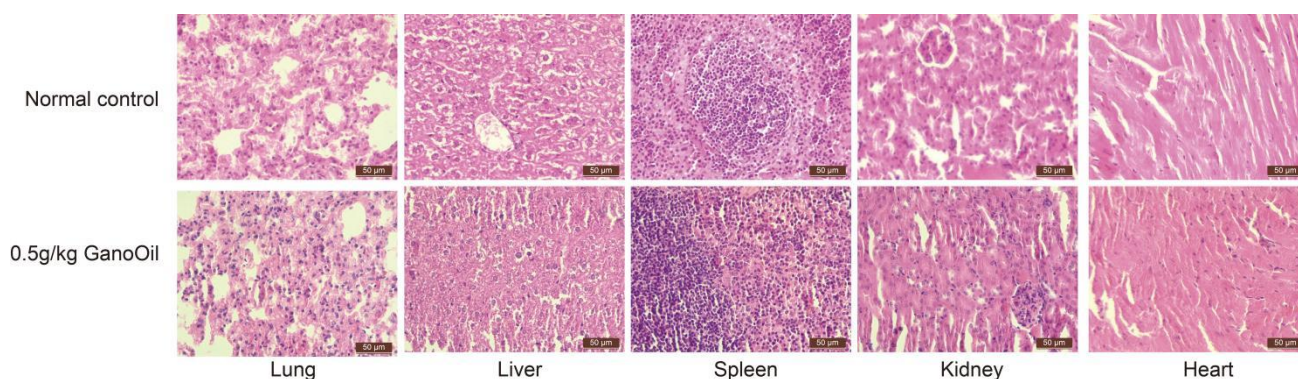


Figure S1. H&E staining showing that GanoOil (0.5 g/kg) has no obvious toxic effects on all tissues and does not cause side effects. H&E staining of the lung, liver, spleen, kidney, and heart of mice from the different treatment groups.

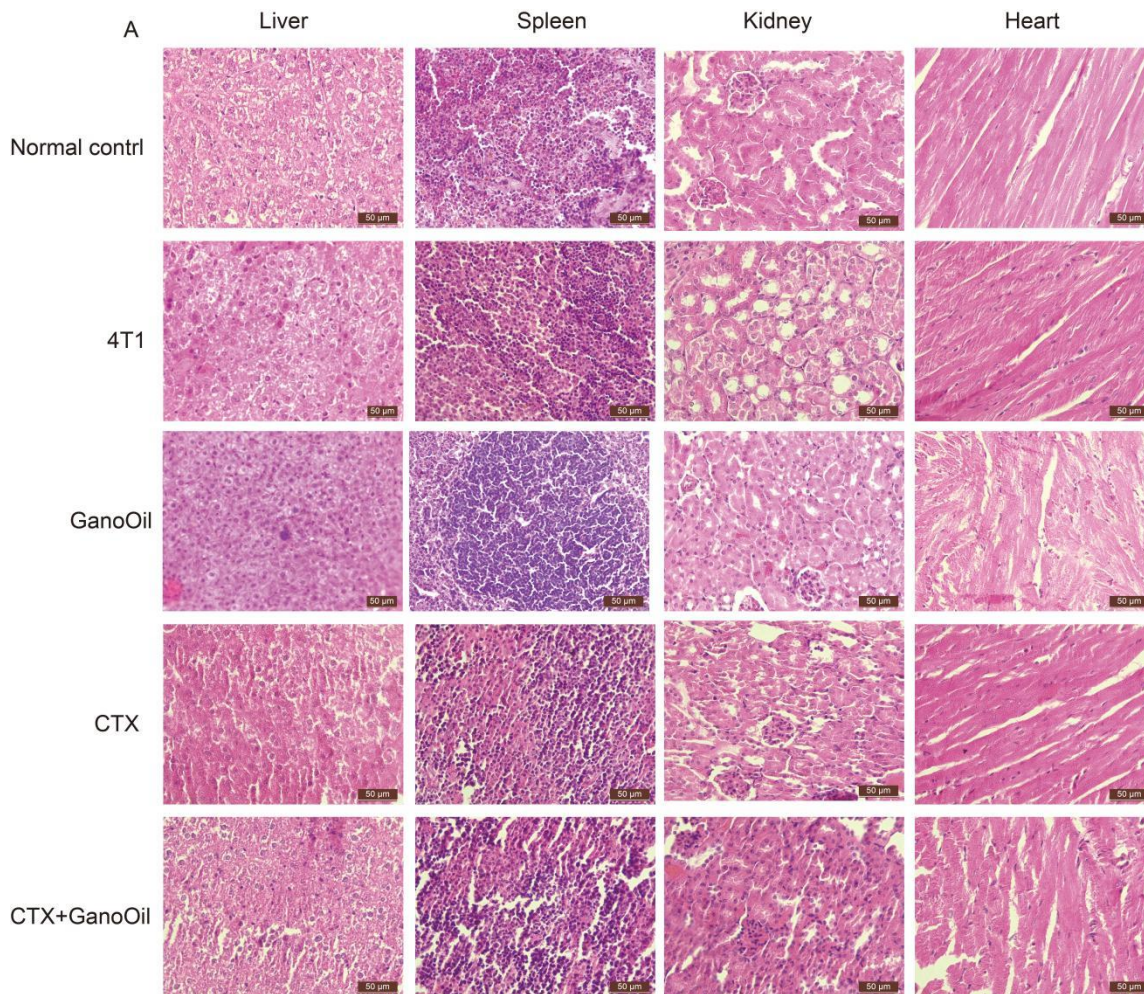


Figure S2. H&E staining revealing no obvious tumor metastasis in other tissues. (A) H&E staining of the liver, spleen, kidney, and heart of mice from the different treatment groups.

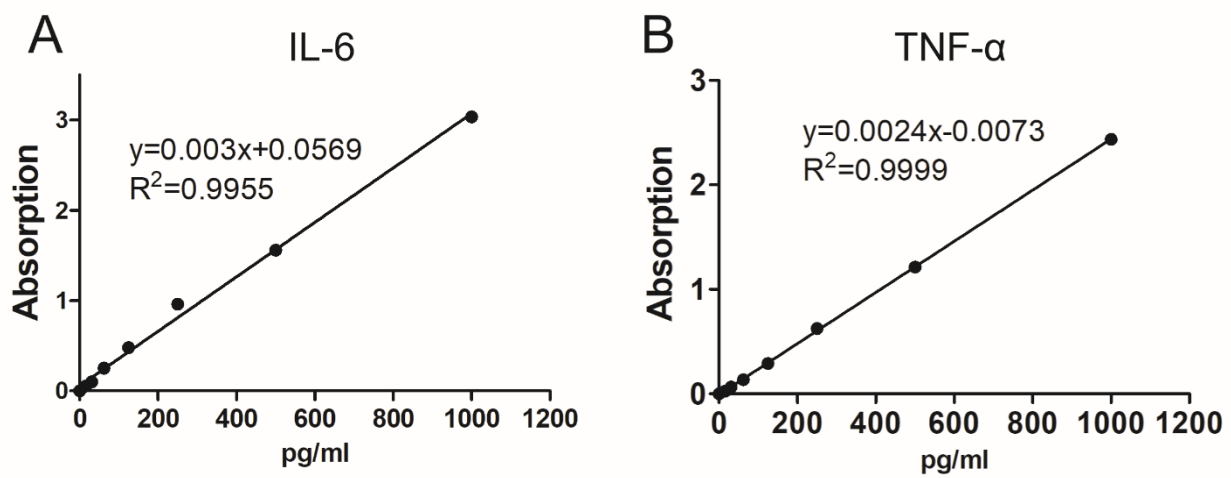


Figure S3. Standard curve of IL-6 (A) and TNF- α (B).