

























TABLE 3: Risk of Bias Assessment*

Study	Randomization process	Deviations from the intended interventions	Missing outcome data	Measurement of the outcome	Selection of the reported result	Overall
Andersen et al (2011) ³⁸						
Wu et al (2018) ³⁶						
McDougall et al (2011) ³⁷						
Miki et al (2014) ³⁹						



Low risk



Some concerns



High risk

*The risk of bias assessment used the Risk of Bias 2 tool from the Cochrane Review Group.³⁵